

LYXOR PEA NASDAQ-100 UCITS ETF - C-EUR

Ticker: PUST FP

1. FUND INFORMATION

Description

Lyxor Asset Management Group ("Lyxor") was founded in 1998 and comprises two subsidiaries (1) (2) of Société Générale group. Lyxor benefits from the expertise of 600 professionals across the wealth management world, advising EUR 117.6 billion* in assets. Lyxor offers bespoke asset management services, capitalising on its know-how in ETFs and indexing, Alternative and Multi Management, and Absolute Performance and Solutions. As one of the most experienced players on the market, Lyxor ETF is Europe's number three provider of ETFs (number two in terms of liquidity (3)), with AuM of more than EUR 49.8 billion*. With 220 ETFs listed on 13 financial marketplaces, Lyxor ETF provides investors with varied investment solutions enabling them to diversify their allocation across the entire spectrum of asset classes (equities, bonds, money market instruments and commodities via forward financial instruments). Demonstrating its commitment to high-quality ETFs, in 2011, Lyxor ETF implemented an ETF quality charter with the aim of ensuring that each ETF it offers complies with the strictest requirements in terms of replication quality, risk monitoring, liquidity and transparency. www.lyxoretf.com

Investment objective

The LYXOR PEA NASDAQ-100 UCITS ETF - C-EUR is a UCITS compliant exchange traded fund that aims to track the benchmark index NDX Notional Net TR.

NDX Notional Net TR index includes 100 of the largest domestic and international nonfinancial securities listed on The NASDAQ Stock Market based on market capitalization. The index reflects companies across major industry groups including computer, biotechnology, health care, telecommunications and transportation. It does not contain securities of financial companies including investment companies.

Risk Factors

It is important for potential investors to evaluate the risks described below and in the fund prospectus which can be found on www.lyxoretf.com
CAPITAL AT RISK: ETFs are tracking instruments: Their risk profile is similar to a direct investment in the Underlying Index. Investors' capital is fully at risk and investors may not get back the amount originally invested.

REPLICATION RISK: The fund objectives might not be reached due to unexpected events on the underlying markets which will impact the index calculation and the efficient fund replication.

COUNTERPARTY RISK: Investors are exposed to risks resulting from the use of an OTC Swap with Societe Generale. In-line with UCITS guidelines, the exposure to Societe Generale cannot exceed 10% of the total fund assets. Physically replicated ETFs may have counterparty risk resulting from the use of a Securities Lending Programme.

UNDERLYING RISK: The Underlying Index of a Lyxor ETF may be complex and volatile. When investing in commodities, the Underlying Index is calculated with reference to commodity futures contracts exposing the investor to a liquidity risk linked to costs such as cost of carry and transportation. ETFs exposed to Emerging Markets carry a greater risk of potential loss than investment in Developed Markets as they are exposed to a wide range of unpredictable Emerging Market risks.

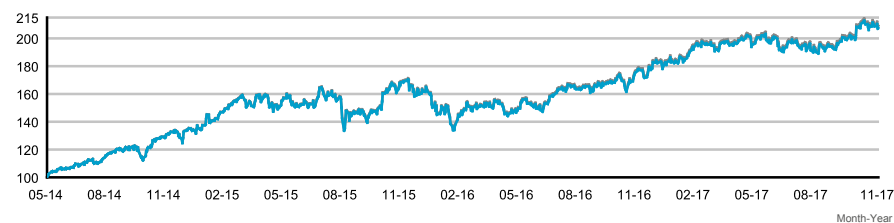
CURRENCY RISK: ETFs may be exposed to currency risk if the ETF is denominated in a currency different to that of the Underlying Index they are tracking. This means that exchange rate fluctuations could have a negative or positive effect on returns.

LIQUIDITY RISK: Liquidity is provided by registered market-makers on the respective stock exchange where the ETF is listed, including Societe Generale. On-exchange liquidity may be limited as a result of a suspension in the underlying market represented by the Underlying Index tracked by the ETF; a failure in the systems of one of the relevant stock exchanges, Societe Generale or other market-maker systems; or an abnormal trading situation or event.

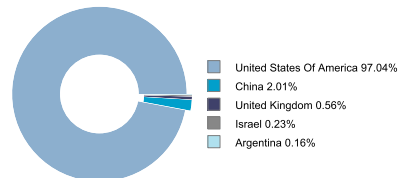
2. Index information

Base 100 performance

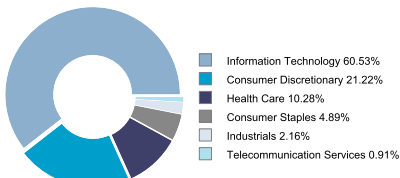
Source : Bloomberg, Lyxor AM, to 30th November 2017



Index Geographical Allocation



Index Sector Allocation



3. ETF Performances

Lyxor UCITS ETF PEA Nasdaq-100

	1 Month	3 Months	6 Months	3 Years	5 Years
Benchmark (EUR)	-	-	-	56.35%	-
Tracking Difference	-	-	-	-0.95%	-

Lyxor UCITS ETF PEA Nasdaq-100

	YTD	2016	2015	2014 *	
Benchmark (EUR)	16.53%	9.83%	21.42%	-	-
Tracking Difference	-0.11%	-0.21%	-0.36%	-	-
Tracking Error	-	0.02%	0.00%	-	-

	30/11/2017 30/11/2016	30/11/2016 30/11/2015	30/11/2015 28/11/2014	28/11/2014 20/05/2014	
Benchmark (EUR)	18.52%	3.39%	27.59%	-	-
Tracking Difference	-0.12%	-0.21%	-0.38%	-	-

Source: Bloomberg, Lyxor AM, to 30th November 2017

THE FIGURES RELATING TO [PAST PERFORMANCES / SIMULATED PAST PERFORMANCES / PAST PERFORMANCES AND SIMULATED PAST PERFORMANCES] REFER OR RELATE TO PAST PERIODS AND ARE NOT A RELIABLE INDICATOR OF FUTURE RESULTS. THIS ALSO APPLIES TO HISTORICAL MARKET DATA.

Ticker	PUST FP
Fund Type	French FCP
UCITS compliant	Yes
ISIN	FR0011871110
French Equity Saving Scheme (PEA)	Yes
Replication method	Indirect (Swap Based)
Full ownership of fund assets	Yes
Share Class Currency	EUR
Inception Date	20/05/2014
Nav per share at inception (EUR)	10
Total Expense Ratio p.a	0.30%
Currency risk	Yes
NAV per Share (EUR)	20.75
Share AUM (M EUR)	20.02
Total Fund Assets (M EUR)	20.02
Minimum Investment (Share)	1
Income treatment	Capitalisation

Trading Information

Place	Opening Hours (GMT)	Currency	Ticker Bloomberg	RIC Reuters
NYSE Euronext Paris*	08:00 / 16:30	EUR	PUST FP	PUST.PA

* First Listing Place of this share class

Full name	NDX Notional Net TR
Exposure	North America
Asset Class	Equity
Index type	Net Total Return
Currency	USD
Index Reuters RIC	.XNDXNRR
Index Bloomberg ticker	XNDXNRR
Further information	www.nasdaq.com

Source: Bloomberg, Lyxor AM, to 30th November 2017

Top ten constituents

Apple Inc	12.11%
Microsoft Corp	8.88%
Amazon.Com Inc	7.72%
Facebook Inc-A	5.74%
Alphabet Inc-CI C	4.92%
Alphabet Inc-CI A	4.28%
Intel Corp	2.86%
Cisco Systems Inc	2.59%
Comcast Corp-Class A	2.42%
Amgen Inc	1.74%

Performances related to distributing ETF are calculated reinvesting dividends into the ETF performance
 Performance gap represents the performance differences between the ETF and the Index
 The Tracking Error represents the annualised volatility of the performance differences between the ETF and the benchmark

Changes of benchmark may occur. To compare the track of the ETF with its benchmark, we will use the below indexes:

	From	To
NDX Notional Net TR	12/05/2014	

Performance gap = Simulated perf - [(1+Index perf)/(1+Interest rate perf)-1]

INVESTOR'S NOTICE

***The Total Expense Ratio (TER) covers all costs incurred by the Management Company to manage the underlying assets. It comprises a Management Fee and Structural Costs described as follows. The Management Fee represents the compensation for the Management Company services. The Structural Costs represent the custodian fee, the administrative fee, the audit fee and all other operating costs that will be paid by the Management Company to operate the funds.

This document is of a commercial nature and not of a regulatory nature.

It is each investor's responsibility to ascertain that it is authorised to subscribe, or invest into this product.

Prior to investing in the product, investors should seek independent financial, tax, accounting and legal advice.

LYXOR PEA NASDAQ-100 UCITS ETF is a Fonds commun de placement (French mutual fund), approved by the Autorité des marchés financiers (AMF) in accordance with provisions of the Directive 2009/65/EC (the "2009 Directive").

Société Générale et Lyxor International Asset Management (« **Lyxor AM** »), recommend that investors read carefully the "risk factors" section of the product's prospectus and the "Risk and reward" section of the Key Investor Information Document (KIID). The prospectus in French and the KIID in French are available free of charge on www.lyxoretf.com or upon request to client-services@lyxor.com.

Units of a specific UCITS ETF managed by an asset manager and purchased on the secondary market cannot usually be sold directly back to the asset manager itself. Investors must buy and sell units on a secondary market with the assistance of an intermediary (e.g. a stockbroker) and may incur fees for doing so. In addition, investors may pay more than the current net asset value when buying units and may receive less than the current net asset value when selling them. Updated composition of the product's investment portfolio is available on www.lyxoretf.com. In addition, the indicative net asset value is published on the Reuters and Bloomberg pages of the product, and might also be mentioned on the websites of the stock exchanges where the product is listed.

There is no guarantee that the fund's objective will be met. The fund may not always be able to replicate exactly the performance of the index (or indices).

This product includes a risk of capital loss. The redemption value of this product may be less than the amount initially invested. In a worst case scenario, investors could sustain the loss of their entire investment.

The index referred to herein (the "Index") is not sponsored, approved or sold by Société Générale, Lyxor AM. Société Générale, Lyxor AM shall not assume any responsibility in this respect.

The accuracy, completeness or relevance of the information which has been drawn from external sources is not guaranteed although it is drawn from sources reasonably believed to be reliable.

Subject to any applicable law, Société Générale, Lyxor AM shall not assume any liability in this respect. The market information displayed in this document is based on data at a given moment and may change from time to time.

THIS DOCUMENT DOES NOT CONSTITUTE AN OFFER FOR SALE OF SECURITIES IN THE UNITED STATES OF AMERICA. THE PRODUCT HEREIN DESCRIBED WILL NOT BE REGISTERED UNDER THE U.S. SECURITIES ACT OF 1933, AS AMENDED (THE "U.S. SECURITIES ACT") AND MAY NOT BE OFFERED OR SOLD IN THE UNITED STATES OF AMERICA WITHOUT BEING REGISTERED OR BEING EXEMPTED FROM REGISTRATION UNDER THE U.S. SECURITIES ACT.

This factsheet is issued by Lyxor Asset Management (Lyxor AM), société anonyme à directoire et conseil de surveillance having its registered office at 17 cours Valmy, 92800 Puteaux (France), 418 862 215 RCS Nanterre, authorized and regulated by the Autorité des marchés financiers (AMF). Lyxor AM is represented in the UK by Lyxor Asset Management UK LLP, which is authorized and regulated by Financial Conduct Authority in the UK.

This document is issued by the London Branch of Societe Generale. Societe Generale is a French credit institution (bank) authorised and supervised by the Autorite de Contrôle Prudentiel (the French Prudential Control Authority)" and subject to limited regulation by the Financial Conduct Authority and Prudential Regulation Authority. Details about the extent of our authorisation and regulation by the Prudential Regulation Authority, and regulation by the Financial Conduct Authority are available from us on request.

For Korean Investors Receiving this document from SG Securities Korea: This document is distributed by SG Securities Korea Co., Ltd. SG Securities Korea Co., Ltd is regulated by the Financial Services Commission and the Financial Supervisory Service under Korean laws. The product mentioned in this document may not be eligible or suitable for all types of investors. This document is not intended for private customers.