

# Amundi PEA S&P 500 UCITS ETF Acc

FACTSHEET

Marketing  
Communication

31/05/2026

EQUITY ■

## Key Information (Source: Amundi)

Net Asset Value (NAV) : **56.95 ( EUR )**  
 NAV and AUM as of : **29/05/2026**  
 Assets Under Management (AUM) :  
**1,275.28 ( million EUR )**  
 ISIN code : **FR0011871128**  
 Replication type : **Synthetical**  
 Benchmark : **S&P 500**  
 Eligibility : **Securities account, life insurance**  
 French tax wrapper : **PEA eligible**  
 Date of the first NAV : **20/05/2014**  
 First NAV : **10.00 ( EUR )**

## Objective and Investment Policy

The Fund is a passively managed index-based UCITS. The investment objective is to replicate, both upwards and downwards, the performance of the S&P 500 Net Total Return Index (net dividends reinvested) (the "Benchmark"), denominated in US dollars (USD) and representative of the performance of 500 large-cap stocks traded in the United States, while minimising the tracking error between the performance of the FCP and that of its Benchmark (the "Tracking Error"). The expected Tracking Error under normal market conditions is indicated in the Fund's prospectus. The S&P website ([www.spindices.com](http://www.spindices.com)) contains more detailed information on the Benchmark. The Fund aims to achieve its objective through indirect replication, namely by entering into one or more OTC swaps (eligible forward financial instruments, "FFIs"). The Fund may invest in a diversified portfolio of international equities, the performance of which will be exchanged against that of the Benchmark through the FFIs. The updated composition of the portfolio of securities held by the Fund is stated on the website [amundi.com](http://amundi.com). In addition, the indicative net asset value is shown on the Reuters and Bloomberg pages of the Fund and can also be stated on the websites of the Fund's listing markets. The Fund is eligible for the French Equity Savings Plan (PEA) and therefore invests a minimum of 75% of its assets in shares of companies in the European Union.

## Risk Indicator (Source : Fund Admin)



Lower Risk

Higher Risk

The SRI represents the risk and return profile as presented in the Key Information Document (KID). The lowest category does not imply that there is no risk. The SRI is not guaranteed and may change over time. The risk indicator assumes you keep the product for 5 years. The summary risk indicator is a guide to the level of risk of this product compared to other products. It shows how likely it is that the product will lose money because of movement in the markets or because we are not able to pay it is important for potential investors to evaluate the risks described below and in the fund prospectus which can be found on [www.amundi.com](http://www.amundi.com)

**CAPITAL AT RISK :** ETFs are tracking instruments: Their risk profile is similar to a direct investment in the Underlying Index. Investors' capital is fully at risk and investors may not get back the amount originally invested.

**REPLICATION RISK :** The fund objectives might not be reached due to unexpected events on the underlying markets which will impact the index calculation and the efficient fund replication.

**COUNTERPARTY RISK :** Investors are exposed to risks resulting from the use of an OTC Swap with MORGAN STANLEY BANK AG, SOCIETE GENERALE. In-line with UCITS guidelines, the exposure to the counterparty cannot exceed 10% of the total fund assets. Physically replicated ETFs may have counterparty risk resulting from the use of a Securities Lending Programme.

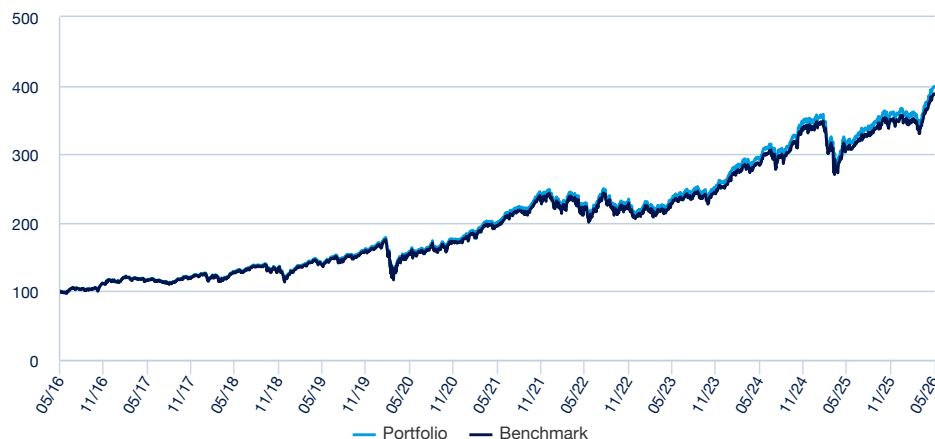
**UNDERLYING RISK :** The Underlying Index of a Amundi ETF may be complex and volatile. When investing in commodities, the Underlying Index is calculated with reference to commodity futures contracts exposing the investor to a liquidity risk linked to costs such as cost of carry and transportation. ETFs exposed to Emerging Markets carry a greater risk of potential loss than investment in Developed Markets as they are exposed to a wide range of unpredictable Emerging Market risks.

**CURRENCY RISK :** ETFs may be exposed to currency risk if the ETF is denominated in a currency different to that of the Underlying Index they are tracking. This means that exchange rate fluctuations could have a negative or positive effect on returns.

**LIQUIDITY RISK :** Liquidity is provided by registered market-makers on the respective stock exchange where the ETF is listed. On-exchange liquidity may be limited as a result of a suspension in the underlying market represented by the Underlying Index tracked by the ETF; a failure in the systems of one of the relevant stock exchanges, The market-maker systems; or an abnormal trading situation or event.

## Returns (Source: Fund Admin) - Past performance does not predict future returns

### Performances from 31/05/2016 to 29/05/2026 (Source : Fund Admin)



### Cumulative returns\* (Source: Fund Admin)

	YTD	1 month	3 months	1 year	3 years	5 years	10 years
Since	31/12/2025	30/04/2026	27/02/2026	30/05/2025	31/05/2023	28/05/2021	31/05/2016
<b>Portfolio</b>	11.79%	5.78%	11.70%	25.69%	70.50%	98.84%	298.76%
<b>Benchmark</b>	11.82%	5.78%	11.72%	25.80%	70.45%	97.97%	288.05%
<b>Spread</b>	-0.03%	0.00%	-0.02%	-0.11%	0.05%	0.88%	10.71%

### Calendar year performance\* (Source: Fund Admin)

	2025	2024	2023	2022	2021	2020	2019	2018	2017	2016
<b>Portfolio</b>	3.45%	32.85%	21.68%	-13.00%	38.23%	8.55%	33.74%	0.28%	6.88%	15.08%
<b>Benchmark</b>	3.54%	32.82%	21.41%	-13.17%	37.89%	8.03%	33.10%	-0.15%	6.37%	14.55%
<b>Spread</b>	-0.09%	0.03%	0.27%	0.17%	0.34%	0.52%	0.64%	0.43%	0.50%	0.53%

### Risk indicators (Source: Fund Admin) \*

	1 year	3 years
<b>Portfolio volatility</b>	10.08%	14.67%
<b>Benchmark volatility</b>	10.09%	14.66%
<b>Ex-post Tracking Error</b>	0.02%	0.04%
<b>Sharpe ratio</b>	2.36	1.08

\* Volatility is a statistical indicator that measures an asset's variations around its average value. For example, market variations of +/- 1.5% per day correspond to a volatility of 25% per year.

The Tracking Error represents the annualised volatility of the performance differences between the ETF and the benchmark

EQUITY ■

\* Source : Amundi. The above cover complete periods of 12 months for each calendar year. **Past performance is no predictor of current and future results and does not guarantee future yield** . Any losses or gains do not take into consideration any costs, commissions and fees incurred by the investor in the issue and buyout of the shares (e.g. taxes, brokerage fees or other commissions deducted by the financial intermediary). If performance is calculated in a currency other than the euro, any losses or gains generated can thereby be affected by exchange rate fluctuations (both upward and downward). The discrepancy accounts for the performance difference between the portfolio and the index.

**Index Data (Source : Amundi)**

**Information (Source: Amundi)**

Asset class : **Equity**  
Exposure : **USA**

Holdings : **503**

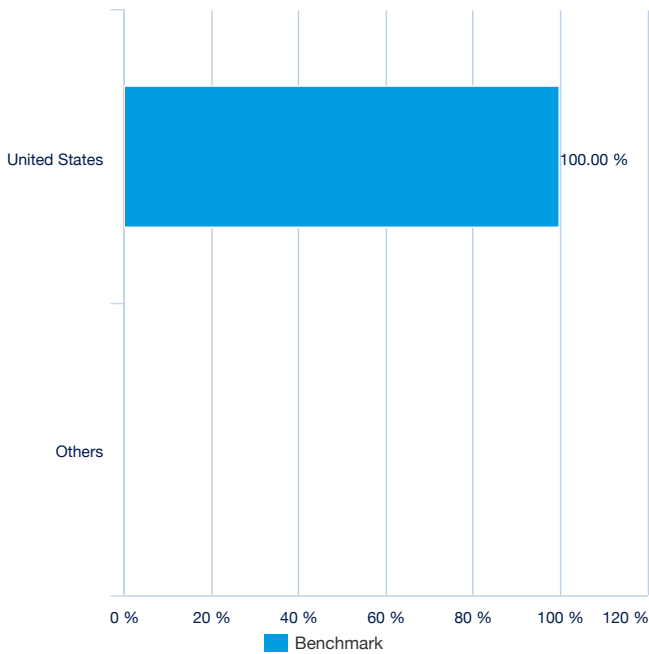
**Top 10 benchmark holdings (source : Amundi)**

	% of assets (Index)
NVIDIA CORP	8.03%
APPLE INC	7.08%
MICROSOFT CORP	4.89%
AMAZON.COM INC	4.13%
ALPHABET INC CL A	3.50%
BROADCOM INC	3.12%
ALPHABET INC CL C	2.79%
META PLATFORMS INC-CLASS A	2.14%
TESLA INC	1.92%
MICRON TECHNOLOGY INC	1.60%

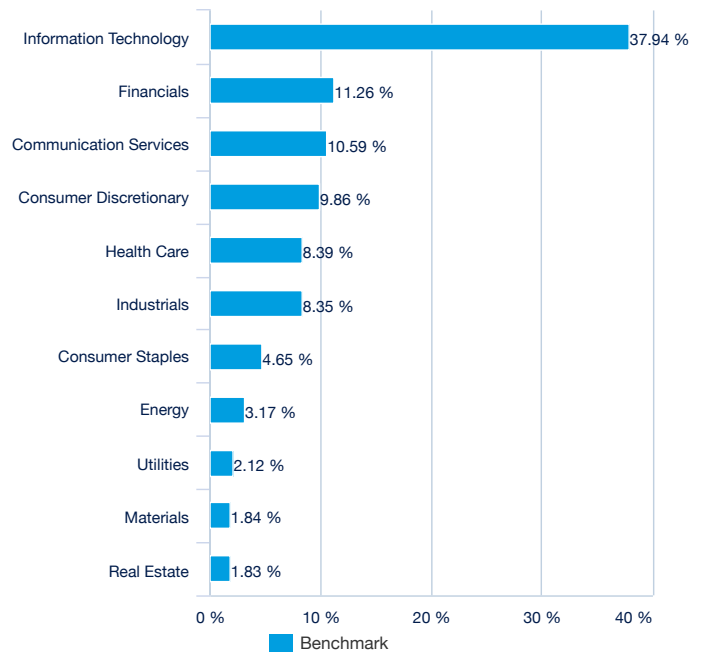
**Total** **39.22%**

For illustrative purposes only and not a recommendation to buy or sell securities.

**Geographical breakdown (for illustrative purposes only - Source: Amundi)**



**Benchmark Sector breakdown (for illustrative purposes only - Source : Amundi)**



## EQUITY ■

## Listing data (source : Amundi)

Place	CCY	Bloomberg Ticker	Bloomberg iNAV	Reuters RIC	Reuters iNAV
Euronext Paris	EUR	PSP5 FP	PSP5IV	PSP5.PA	PSP5INAV=SOLA

## Principal characteristics (Source : Amundi)

Fund structure	Mutual Fund (FCP) under French law
UCITS compliant	UCITS
Management Company	Amundi Asset Management
Administrator	SOCIETE GENERALE
Custodian	SGSS - Paris
Independent auditor	Deloitte & Associés
Share-class inception date	20/05/2014
Share-class reference currency	EUR
Classification	International Equities
Type of shares	Accumulation
ISIN code	FR0011871128
Minimum investment to the secondary market	1 Share(s)
Frequency of NAV calculation	Daily
Management fees and other administrative or operating costs	0.00%
Entry charge (maximum)	5.00%
Exit charge (maximum)	5.00%
Fiscal year end	March

## Index Providers

THE SUB-FUND IS NOT SPONSORED, ENDORSED, SOLD OR PROMOTED BY STANDARD & POOR'S OR ITS AFFILIATES ("S&P"). S&P MAKES NO REPRESENTATION, CONDITION OR WARRANTY, EXPRESS OR IMPLIED, TO THE OWNERS OF THE SUB-FUND OR ANY MEMBER OF THE PUBLIC REGARDING THE ADVISABILITY OF INVESTING IN SECURITIES GENERALLY OR IN THE SUB-FUND PARTICULARLY OR THE ABILITY OF THE INDEX TO TRACK THE PERFORMANCE OF CERTAIN FINANCIAL MARKETS AND/OR SECTIONS THEREOF AND/OR OF GROUPS OF ASSETS OR ASSET CLASSES. S&P'S ONLY RELATIONSHIP BETWEEN S&P AND AMUNDI IS THE LICENSING OF CERTAIN TRADEMARKS AND TRADE NAMES AND OF THE INDEX, WHICH IS DETERMINED, COMPOSED AND CALCULATED BY S&P WITHOUT REGARD TO AMUNDI OR THE SUB-FUND. S&P HAS NO OBLIGATION TO TAKE INTO CONSIDERATION THE NEEDS OF AMUNDI OR OF INVESTORS IN DETERMINING, COMPOSING OR CALCULATING THE INDEX. S&P IS NOT LIABLE FOR AND HAS NOT PARTICIPATED IN THE DETERMINATION OF THE SUB-FUND'S PRICES AND NAV, IN THE TIMING OF THE ISSUANCE OR SALE OF THE SUB-FUND OR IN THE DETERMINATION OR CALCULATION OF THE EQUATION BY WHICH THE FUND SHARES ARE CONVERTED INTO CASH. S&P HAS NO OBLIGATION OR LIABILITY IN CONNECTION WITH THE ADMINISTRATION, MARKETING, OR TRADING OF THE SUB-FUND. S&P DOES NOT GUARANTEE THE ACCURACY AND/OR THE COMPLETENESS OF THE INDEX OR ANY DATA INCLUDED THEREIN AND S&P SHALL HAVE NO LIABILITY FOR ANY ERRORS, OMISSIONS, OR INTERRUPTIONS THEREIN. S&P MAKES NO WARRANTY, CONDITION OR REPRESENTATION, EXPRESS OR IMPLIED, AS TO RESULTS TO BE OBTAINED BY AMUNDI, INVESTORS, OR ANY OTHER PERSON OR ENTITY FROM THE USE OF THE INDEX OR ANY DATA INCLUDED THEREIN. S&P MAKES NO EXPRESS OR IMPLIED WARRANTIES, REPRESENTATIONS OR CONDITIONS, AND EXPRESSLY DISCLAIMS ALL WARRANTIES OR CONDITIONS OF MERCHANTABILITY OR FITNESS FOR A PARTICULAR PURPOSE OR USE AND ANY OTHER EXPRESS OR IMPLIED WARRANTY OR CONDITION WITH RESPECT TO THE INDEX OR ANY DATA INCLUDED THEREIN. WITHOUT LIMITING ANY OF THE FOREGOING, IN NO EVENT SHALL S&P HAVE ANY LIABILITY FOR ANY SPECIAL, PUNITIVE, INDIRECT, OR CONSEQUENTIAL DAMAGES (INCLUDING LOST PROFITS) RESULTING FROM THE USE OF THE INDEX OR ANY DATA INCLUDED THEREIN, EVEN IF NOTIFIED OF THE POSSIBILITY OF SUCH DAMAGES.

## Important information

This document is of a commercial nature and not of a regulatory nature.

It is each investor's responsibility to ascertain that it is authorised to subscribe, or invest into this product.

Prior to investing in the product, investors should seek independent financial, tax, accounting and legal advice.

Amundi PEA S&P 500 UCITS ETF is an investment company with Variable Capital (SICAV) incorporated under Luxembourg Law, listed on the official list of Undertakings for Collective Investment, authorised under Part I of the Luxembourg Law of 17th December 2010 (the "2010 Law") on Undertakings for Collective Investment in accordance with provisions of the Directive 2009/65/EC (the "2009 Directive") and subject to the supervision of the Commission de Surveillance du Secteur Financier (CSSF). The product is a sub-fund of Amundi PEA S&P 500 UCITS ETF and has been approved by the CSSF and has been notified to the AMF to be marketed in France.

Amundi Asset Management ("Amundi AM") recommend that investors read carefully the "risk factors" section of the product's prospectus and the "Risk and reward" section of the Key Investor Information Document (KIID). The prospectus in English and the KIID in French are available free of charge on [www.amundiETF.com](http://www.amundiETF.com) or upon request to [info@amundiETF.com](mailto:info@amundiETF.com)

The attention of investors is drawn to the fact that, the prospectus is only available in English.

A summary of information about investors' rights and collective redress mechanisms can be found in English on the regulatory page at <https://about.amundi.com/legal-documentation> with respect to Amundi ETFs.

Units of a specific UCITS ETF managed by an asset manager and purchased on the secondary market cannot usually be sold directly back to the asset manager itself. Investors must buy and sell units on a secondary market with the assistance of an intermediary (e.g. a stockbroker) and may incur fees for doing so. In addition, investors may pay more than the current net asset value when buying units and may receive less than the current net asset value when selling them.

Updated composition of the product's investment portfolio is available on [www.amundiETF.com](http://www.amundiETF.com). In addition, the indicative net asset value is published on the Reuters and Bloomberg pages of the product, and might also be mentioned on the websites of the stock exchanges where the product is listed.

There is no guarantee that the fund's objective will be met. The fund may not always be able to replicate exactly the performance of the index (or indices).

**This product includes a risk of capital loss.** The redemption value of this product may be less than the amount initially invested. In a worst case scenario, investors could sustain the loss of their entire investment.

The index referred to herein (the "Index") is not sponsored, approved or sold by Amundi Asset Management ("Amundi AM"). Amundi AM shall not assume any responsibility in this respect. The accuracy, completeness or relevance of the information which has been drawn from external sources is not guaranteed although it is drawn from sources reasonably believed to be reliable. Subject to any applicable law, Amundi AM shall not assume any liability in this respect. The market information displayed in this document is based on data at a given moment and may change from time to time.

**THIS DOCUMENT DOES NOT CONSTITUTE AN OFFER FOR SALE OF SECURITIES IN THE UNITED STATES OF AMERICA. THE PRODUCT HEREIN DESCRIBED WILL NOT BE REGISTERED UNDER THE U.S. SECURITIES ACT OF 1933, AS AMENDED (THE "U.S. SECURITIES ACT") AND MAY NOT BE OFFERED OR SOLD IN THE UNITED STATES OF AMERICA WITHOUT BEING REGISTERED OR BEING EXEMPTED FROM REGISTRATION UNDER THE U.S. SECURITIES ACT.**

This factsheet is issued by Amundi Asset Management, société anonyme à directoire et conseil de surveillance having its registered office at 91-93, boulevard Pasteur, 75015 Paris (France), 419 223 375 RCS Nanterre, authorized and regulated by the Autorité des marchés financiers (AMF). Amundi AM is represented in the UK by Amundi Asset Management UK LLP, which is authorized and regulated by Financial Conduct Authority in the UK.