

JPMorgan ETFs (Ireland) ICAV -

Global Research Enhanced Index Equity Active UCITS ETF

Class: JPM Global Research Enhanced Index Equity Active UCITS ETF - GBP Hedged (dist)

Fund overview

ISIN IE0005S7BIT0		
Investment objective: The Sub-Fund aims to achieve a long-term return in excess of MSCI World Index (Total Return Net) (the "Benchmark") by actively investing primarily in a portfolio of companies, globally.		
Investment policy: The Sub-Fund pursues an actively-managed investment strategy.		
Investment approach		
<ul style="list-style-type: none"> • Uses a fundamental, bottom-up stock selection process. • Enhanced index approach that builds a portfolio in reference to the benchmark by overweighting securities with the highest potential to outperform and underweighting securities considered most overvalued. • Diversified portfolio with disciplined, risk-controlled portfolio construction. • Applies values and norms based screening and implements minimum investment thresholds on companies with positive ESG characteristics. 		
Investor profile: Typical investors in the Sub-Fund are expected to be investors who want to take broad market exposure to global stock markets, who seek to benefit from potential excess returns with similar risks to investing in securities representing the Benchmark and who are prepared to accept the risks associated with an investment of this type, including the volatility of such market.		
Portfolio manager(s)	Fund assets	Domicile Ireland
Piera Elisa Grassi Raffaele Zingone	USD 10188.8m	Shares outstanding 746,165
Fund reference currency USD	Fund launch 10 Oct 2018	UK reporting status Yes
Share class currency GBP	NAV GBP 32.6951	Ongoing charge 0.25%
	Class launch 18 Mar 2025	Securities Lending No
ESG information		
ESG approach - ESG Promote Promotes environmental and / or social characteristics.		
SFDR classification: Article 8 "Article 8" strategies promote social and/or environmental characteristics, but do not have sustainable investing as a core objective.		

Fund ratings As at 31 May 2026

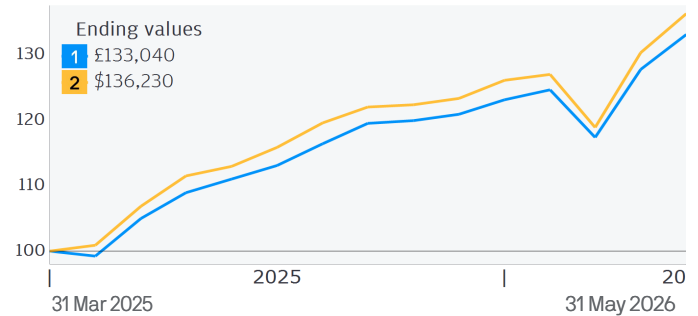
Morningstar Category™ Other Equity

Performance

1 Class: JPM Global Research Enhanced Index Equity Active UCITS ETF - GBP Hedged (dist)

2 Benchmark: MSCI World Index (Total Return Net)

Growth of GBP 100,000 *Calendar years*



Quarterly rolling 12-month performance (%)

As at end of March 2026

	2021/2022	2022/2023	2023/2024	2024/2025	2025/2026
1	-	-	-	-	-
2	-	-	-	-	-

Calendar Year Performance (%)

	2016	2017	2018	2019	2020	2021	2022	2023	2024	2025
1	-	-	-	-	-	-	-	-	-	-
2	-	-	-	-	-	-	-	-	-	-

Return (%)

	Cumulative				Annualised		
	1 month	3 months	1 year	YTD	3 years	5 years	Launch
1	4.15	6.78	26.77	10.04	-	-	25.80
2	4.55	7.28	27.49	10.49	-	-	28.14

Performance Disclosures

Past performance is not a guide to current and future performance. The value of your investments and any income from them may fall as well as rise and you may not get back the full amount you invested.

ESG

For more information on our approach to sustainable investing at J.P. Morgan Asset Management please visit <https://am.jpmorgan.com/lu/esg>

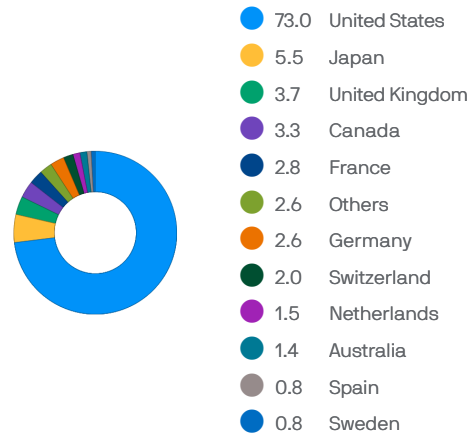
Dividend History

Amount	Record Date	Payment Date	Mth Dividend Yield	Annualised yield
£0.0383	11 Jul 2025	07 Aug 2025	0.14 %	0.56 %
£0.0472	10 Oct 2025	07 Nov 2025	0.16 %	0.65 %
£0.0527	16 Jan 2026	06 Feb 2026	0.17 %	0.70 %
£0.0882	10 Apr 2026	08 May 2026	0.29 %	1.18 %

Holdings

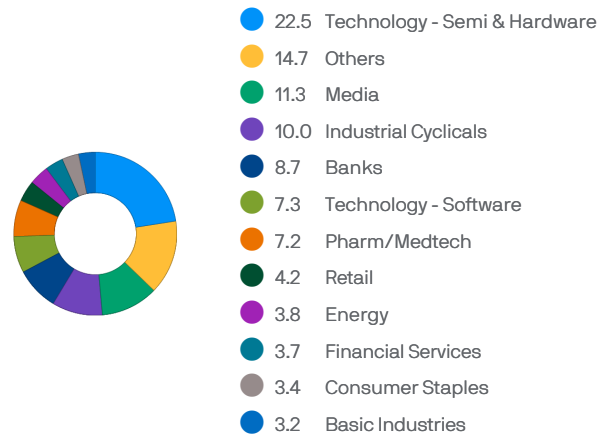
Top 10	Sector	% of assets
NVIDIA	Technology - Semi & Hardware	5.8
Apple	Technology - Semi & Hardware	5.1
Alphabet	Media	4.4
Microsoft	Technology - Software	3.9
Amazon	Media	3.2
Broadcom	Technology - Semi & Hardware	2.3
Meta	Media	1.7
Micron Technology	Technology - Semi & Hardware	1.4
Tesla	Automobiles & Auto Parts	1.2
ExxonMobil	Energy	0.9

Regions (%)



Figures shown may not add up to 100 due to rounding.

Sectors (%)



Figures shown may not add up to 100 due to rounding.

Number of Holdings

669

Trading information

Stock exchange	Exchange ticker	Trading currency	Bloomberg ticker	Reuters RIC	SEDOL
London Stock Exchange	JRGP	GBP	JRGP LN	JRGP.L	BS60098

Key risks

The value of your investment may fall as well as rise and you may get back less than you originally invested.

The value of equity securities may go down as well as up in response to the performance of individual companies and general market conditions, sometimes rapidly or unpredictably. If a company goes through bankruptcy or a similar financial restructuring, its shares in issue typically lose most or all of their value.

Since the instruments held by the Sub-Fund may be denominated in currencies other than the Base Currency, the Sub-Fund may be affected unfavourably by exchange control regulations or fluctuations in currency rates. For this reason, changes in currency exchange rates can affect the value of the Sub-Fund's portfolio and may impact the value of the Shares.

Exclusion of companies that do not meet certain ESG criteria from the Sub-Fund's investment universe may cause the Sub-Fund to perform differently compared to similar funds that do not have such a policy. The Sub-Fund seeks to provide a return above the Benchmark; however the Sub-Fund may underperform its Benchmark.

Further information about risks can be found in the "Risk Information" section of the Prospectus.

General Disclosures

Before investing, obtain and review the current prospectus, Key Investor Information Document (KIID), and any applicable local offering document. These documents, as well as the sustainability-related disclosures, the annual and semi-annual reports and the articles of incorporation, are available in English from your financial adviser, your J.P. Morgan Asset Management regional contact, the fund's issuer (see below) or at <https://am.jpmorgan.com/gb/en/asset-management/per/>. A summary of investor rights is available in English at <https://am.jpmorgan.com/lu/investor-rights>. J.P. Morgan Asset Management may decide to terminate the arrangements made for the marketing of its collective investment undertakings.

This material should not be considered as advice or an investment recommendation. Fund holdings and performance are likely to have changed since the report date.

To the extent permitted by applicable law, we may record telephone calls and monitor electronic communications to comply with our legal and regulatory obligations and internal policies. Personal data will be collected, stored and processed by J.P. Morgan Asset Management in accordance with our EMEA Privacy Policy www.jpmorgan.com/emea-privacy-policy.

The risk indicator is based on the historic volatility of the Net Asset Value of the Share Class over the last five years and may not be a reliable indication of the future risk profile of the Share Class. The risk and reward category shown above is not guaranteed to remain unchanged and may change over time. A Share Class with the lowest risk rating does not mean a risk-free investment. See the Key Investor Information Document (KIID) for details.

The possible difference between the current ongoing charge as stated in this document and those mentioned in the KIID, is caused by the fact that the costs mentioned in the KIID are an estimate based on the actual costs incurred over the past year.

Performance information

Source: J.P. Morgan Asset Management. Share class performance is

shown based on the NAV (net asset value) of the share class with income (gross) reinvested including actual ongoing charges excluding any entry and exit fees. Performance is shown based on the NAV which may not be the same as the market price of the ETF. Individual shareholders may realise returns that are different to the NAV based returns.

The return of your investment may change as a result of currency fluctuations if your investment is made in a currency other than that used in the past performance calculation.

Indices do not include fees or operating expenses and you cannot invest in them. Investors should note that the benchmark data presented is expressed in the fund's base currency, which may be different from the currency in which the share class performance data is presented. Investors should exercise caution when comparing the benchmark data with share class performance data that are in different currencies, as currency fluctuations can contribute to differences in performance outcomes.

The benchmark is for comparative purposes only unless specifically referenced in the Sub-Funds' Investment Objective and Policy.

Information Sources

Fund information, including performance calculations and other data, is provided by J.P. Morgan Asset Management (the marketing name for the asset management businesses of JPMorgan Chase & Co. and its affiliates worldwide).

All data is as at the document date unless indicated otherwise.

© 2026 Morningstar. All Rights Reserved. The information contained herein: (1) is proprietary to Morningstar; (2) may not be copied or distributed; and (3) is not warranted to be accurate, complete or timely. Neither Morningstar nor its content providers are responsible for any damages or losses arising from any use of this information.

Benchmark Source: MSCI. Neither MSCI nor any other party involved in or related to compiling, computing or creating the MSCI data makes any express or implied warranties or representations with respect to such data (or the results to be obtained by the use thereof), and all such parties hereby expressly disclaim all warranties of originality, accuracy, completeness, merchantability or fitness for a particular purpose with respect to any of such data. Without limiting any of the foregoing, in no event shall MSCI, any of its affiliates or any third party involved, in or related to compiling, computing, or creating the data have any liability for any direct, indirect, special, punitive, consequential or any other damages (including lost profits) even if notified of the possibility of such damages. No further distribution or dissemination of the MSCI data is permitted without MSCI's express written consent.

Regional Contact

JPMorgan Asset Management (UK) Limited Registered address: 25 Bank Street, Canary Wharf, London E14 5JP, United Kingdom. Authorised and regulated by the Financial Conduct Authority. Registered in England No. 01161446.

Issuer

JPMorgan Asset Management (Europe) S.à r.l., 6, route de Trèves, L-2633 Senningerberg, Luxembourg. B27900, corporate capital EUR 10.000.000. The Sub-Fund is authorised in Ireland and regulated by the Central Bank of Ireland.

Definitions

NAV Net Asset Value of a fund's assets less its liabilities per Share.