

BNP PARIBAS EASY II Global Inflation-Linked Bond Opportunities UCITS ETF

USD

Past performance is not a reliable indicator of future results.

Key Figures (USD)*

Fund Cumulative Performance (%)					Current NAV	
YTD	1Y	3Y	10Y	Launch	Acc.	Inc.
NA	-	-	-	NA	10.4452	10.2737

Assets Under Management (M)
USD 46.36

Dividend Record

	Record Date	Ex-Date	Dividend per Share	12 month Yield (%)
Oct 2025	07/10/2025	08/10/2025	0.09	0.87
Apr 2026	09/04/2026	10/04/2026	0.09	1.73

12 Month Yield = (Sum of Dividends) / (Ending NAV). The 12 Month yield is calculated based on the sum of the distributions over the previous 12 months and the latest NAV. The 12 month yield may be higher or lower than the actual annual dividend yield. A positive distribution yield does not imply positive return. Dividends are not guaranteed. Past dividends are not indicative of future dividends.

Investors should not make any investment decision solely based on information contained in the table above. You should read the relevant offering document (the Key Information Document (PRIIPs/UCITS KID)) of the fund for further details including the risk factors.

Performance & Risk

When past performance is not shown there is insufficient data to provide a useful indication of past performance.

Benchmark

Since: 02/07/2025

100% Bloomberg World Govt Inflation Linked Bonds 1 to 10 Year TR Hedged USD Index

Fund Key Metrics

	Port.	Bench.
Linear Average Rating	AA2	AA2
Mod. Duration	4.81	4.63
Mod. Duration To Worst	4.81	4.63
Yield To Worst (%)	1.27	1.21
Number of Holdings	52	84
Number of Issuers	6	12

Fund Profile

 ESG Rating 
ESG Relative Rating

 Lower  Higher

CO2 Relative rating

 More CO2  Less CO2

% of AUM covered by ESG absolute rating: Portfolio = 100.0% Benchmark = 100.0% (not meaningful for coverage below 50%)

% of AUM covered by CO2 intensity indicator: Portfolio = 100.0% Benchmark = 100.0% (not meaningful for coverage below 50%)

For more information about the methodology, please read the section 'ESG Metrics Definition' below

Trading Information

Exchange	Currency	Ticker
XETRA	EUR	ACPH GY
XETRA	USD	ACPI GY
Borsa Italiana S.P.A.	EUR	ACPI IM
SWISS EXCH	USD	ACPI SW
XETRA	EUR	AFDT GY
XETRA	USD	AFDU GY
Borsa Italiana S.P.A.	EUR	AFDU IM
SWISS EXCH	USD	AFDU SW

Fund Manager

Alain LE STIR

Charles LEWANDOWSKI - Co-Manager

* 1st NAV date: 02/07/2025

Performance & Risk (Continued)

Risk Analysis

	1Y	3Y	5Y	Launch
Portfolio Volatility* (%)	-	-	-	-
Benchmark Volatility (%)	-	-	-	-
Relative Risk/Tracking Error (%)	-	-	-	-
Sharpe Ratio	-	-	-	-
Information Ratio	-	-	-	-

All definitions of risks indicators are available in the section 'Glossary' below

Rolling Performance (%)

	1M	3M	6M	YTD	3Y	5Y	31/05/25 31/05/26	31/05/24 31/05/25	31/05/23 31/05/24	31/05/22 31/05/23	31/05/21 31/05/22	Launch
Portfolio*	NA	NA	NA	NA	-	-	-	-	-	-	-	NA
Benchmark	NA	NA	NA	NA	-	-	-	-	-	-	-	NA
Excess Return	NA	NA	NA	NA	-	-	-	-	-	-	-	NA

Past performance is not a reliable indicator of future results. Performance calculations are net of fees, based on the reinvestment of dividends. The benchmark, when there is one could be calculated on the basis of net or gross dividend. Please refer to the prospectus for more information.

Portfolio Analysis

Top 10 Holdings

Name	Weighting (%)	Issuer country	Mod. Duration	Contribution
US Treasury Inflation Idx Bonds 2.125% 04/15/2029	4.00	United States	2.8	0.11
US Treasury Inflation Idx Bonds 1.375% 07/15/2033	3.94	United States	6.7	0.26
US Treasury Inflation Idx Bonds 0.125% 01/15/2031	3.84	United States	4.6	0.18
US Treasury Inflation Idx Bonds 0.25% 07/15/2029	3.68	United States	3.1	0.11
US Treasury Inflation Idx Bonds 0.875% 01/15/2029	3.61	United States	2.6	0.09
US Treasury Inflation Idx Bonds 0.125% 01/15/2032	3.59	United States	5.6	0.20
US Treasury Inflation Idx Bonds 0.375% 07/15/2027	3.50	United States	1.1	0.04
US Treasury Inflation Idx Bonds 1.875% 07/15/2035	3.43	United States	8.3	0.28
US Treasury Inflation Idx Bonds 1.25% 04/15/2028	3.15	United States	1.8	0.06
US Treasury Inflation Idx Bonds 0.625% 07/15/2032	2.90	United States	6.0	0.17
Total (%)	35.65			

Any securities or other financial instruments shown are for illustrative purposes only at the date of this report and may no longer be in the portfolio later. This should not be considered as a recommendation to purchase or sell any security or other financial instrument.

* 1st NAV date: 02/07/2025

Source(s): BNPP Asset Management as at 29/05/2026

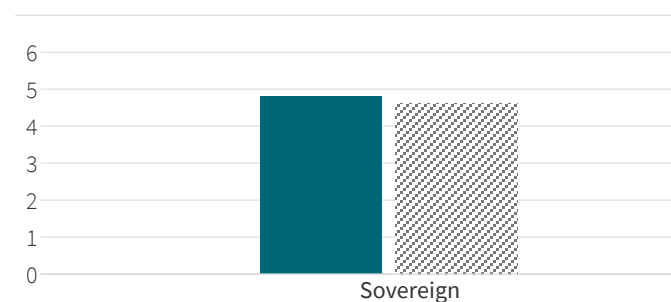
For more information about BNPP Asset Management, visit bnpparibas-am.com

Portfolio Analysis (Continued)

Sector Breakdown (%)

	Portfolio	Benchmark
Sovereign	100.00	100.00

Contribution to duration by sector

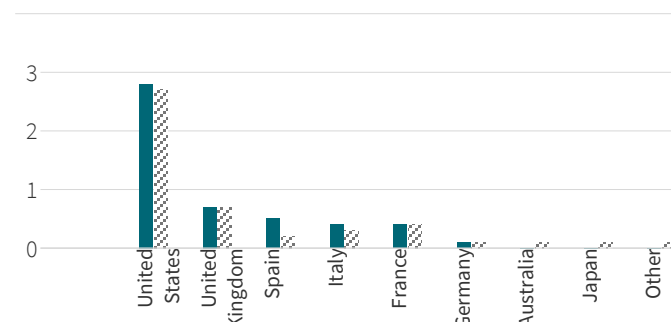


● Port.	4.8
▨ Bench.	4.6

Geographical Breakdown (%)

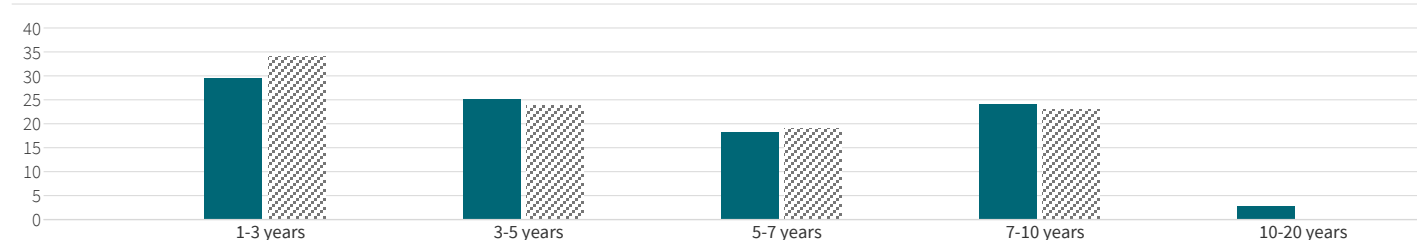
	Portfolio	Benchmark
United States	62.12	59.65
United Kingdom	11.57	12.94
France	9.15	9.96
Italy	8.43	6.63
Spain	6.71	3.75
Germany	2.02	2.03
Other	0.00	5.05

Contribution to Duration by Geography



● Port.	2.8	0.7	0.5	0.4	0.4	0.1	-	-	-
▨ Bench.	2.7	0.7	0.2	0.3	0.4	0.1	0.1	0.1	0.1

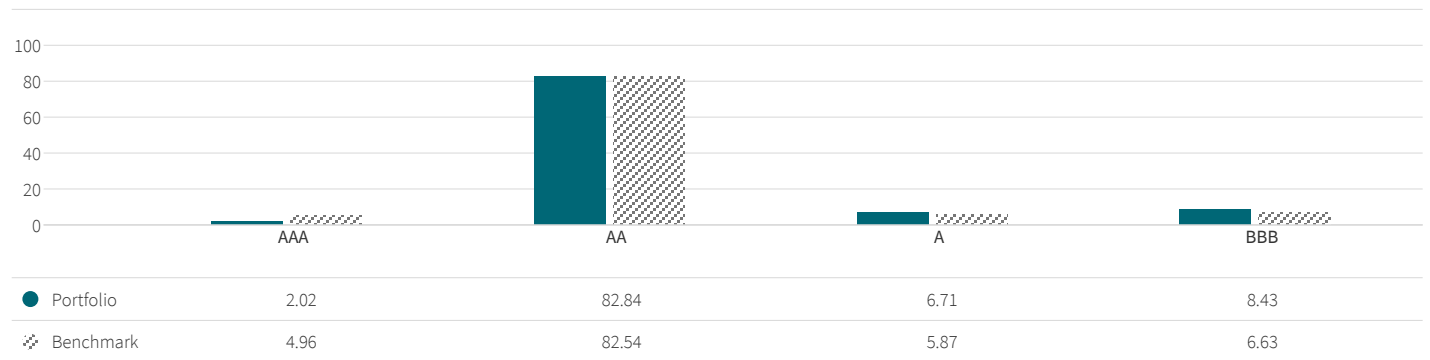
Maturity Breakdown (%)



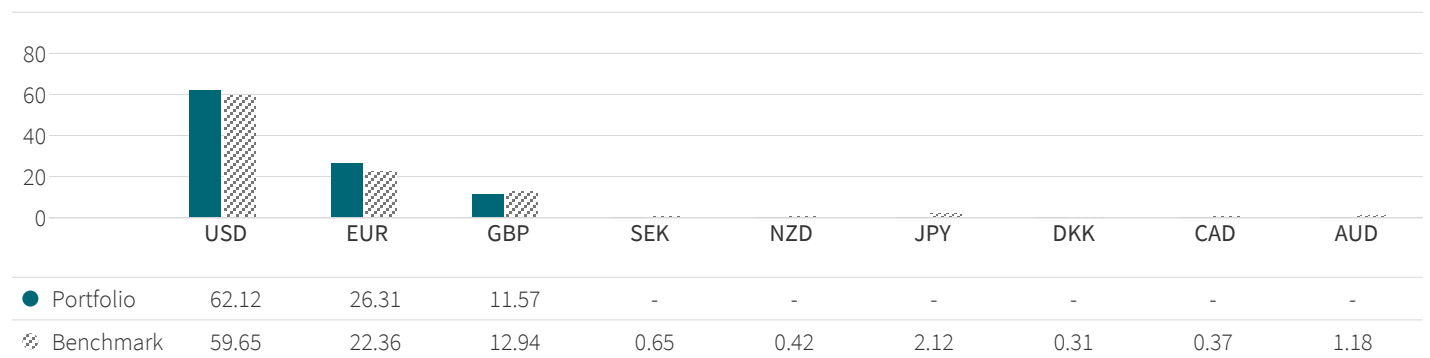
● Portfolio	29.57	25.21	18.17	24.20	2.85
▨ Benchmark	34.13	23.82	19.04	23.01	-

Portfolio Analysis (Continued)

Rating Breakdown (%)



Currency Breakdown (%)



Additional Information

Administration

Legal form	ICAV
UCITS Compliant	Yes
AIF Compliant	No
Legal country	Ireland
1st NAV date	02/07/2025
Fund currency	USD
Shareclass currency	USD
Valuation	Daily
Share type	Accumulation / Income
ISIN code C / D	IE000J4FE268 / IE0004D7VJE6
Transaction costs	0.09%
Ongoing charges	0.20%
Minimum initial subscription	100000 Part
Minimum subsequent subscription	100000 Part
Management company	BNP PARIBAS ASSET MANAGEMENT EUROPE SAS
Delegation of account administration	STATE STREET FUND SERVICES (IRELAND) LIMITED
Custodian	State Street Custodial Services (Ireland) Limited
Guarantor	.Not Applicable
iNAV	https://deutsche-boerse.com/

The actual costs can be found in the annual reports and are deducted each time the net asset value is calculated. The value of the investment is reduced by these costs. As disclosed in the most recent Annual Report, the ongoing charges calculation excludes performance fees, but includes management and applied services fees. The effective Applied Service Fee is accrued at each calculation of the Net Asset Value and included in the ongoing charges of each Share Class. The investment will be reduced by the payment of the above mentioned fees.

Fund Objectives

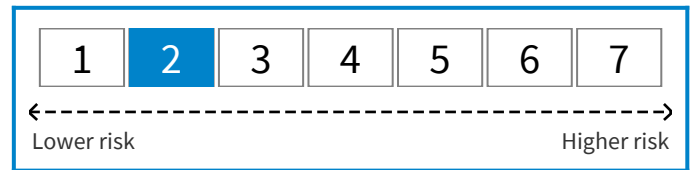
To seek capital growth, in USD, from an actively managed portfolio of inflation-linked bonds.

Investment Horizon

The risk and the reward of the product may vary depending on the expected holding period. We recommend holding this product at least for 3 years.

Risk Indicator

The information shown below is from the KID PRIIPS.



The risk indicator assumes you keep the product for 3 years.

The actual risk can vary significantly if you cash in at an early stage and you may get back less.

The summary risk indicator is a guide to the level of risk of this product compared to other products. It shows how likely it is that the product will lose money because of movements in the markets or because we are not able to pay you.

We have classified this product as 2 out of 7, which is a low risk class. This rates the potential losses from future performance at a low level. The risk category associated to this product was determined based on past observations, it is not guaranteed and can evolve in the future.

Be aware of currency risk. You will receive payments in a different currency, so the final return you will get depend on the exchange rate between the two currencies. This risk is not considered in the indicator shown above.

Subscription Redemption

The investor can buy or sell shares of the fund on a daily basis, as further defined in the prospectus. Only Authorised participants can deal directly with the fund.

How to Invest

Before making an investment, investors should read the relevant Prospectus and the Key Investor Information Document (particularly for UK investors) / Key Information Document / scheme documents, which provide full product details including investment charges and risks. These documents are available in English or in your national language (if available) at axa-im.com. The information contained herein is not a substitute for those documents or for professional external advice.

Retail Investors

Retail investors should contact their Financial intermediary.

ESG Metrics Definition

Our approach to ESG measurement seeks to combine qualitative and quantitative techniques. The tree rating shown in this report is a simple pictorial representation of the overall ESG rating of the fund's portfolio. A fund which has 1 tree has a poor ESG rating, whereas a fund with 5 trees has a high ESG rating. For more information on our ESG standards, approach and methodology please visit: [Putting ESG to work | AXA IM Core \(axa-im.com\)](http://PuttingESGtowork|AXAIMCore(AXA-IM.COM)).

Additional Information (Continued)

ESG relative rating is calculated as the difference between the ESG absolute rating of the portfolio and the ESG absolute rating of benchmark. If ESG Relative rating is positive (negative), this means that the portfolio has a higher (lower) ESG absolute rating than the benchmark.

CO2 relative intensity is calculated as the difference between the intensity of the fund (expressed in tCO₂/M€ Revenues) and the one of benchmark.

If CO2 Relative intensity is green, it means that the intensity of portfolio is lower than that of the benchmark. If CO2 Relative intensity orange, it means that the intensity of the portfolio is higher than that of the benchmark. If CO2 Relative intensity is yellow, it means that intensity of the portfolio is similar than that of the benchmark.

ESG indicators are for informational purposes only.

Disclaimers

Not for distribution or dissemination to US investors

This marketing communication does not constitute on the part of BNPP Asset Management a solicitation or investment, legal or tax advice. This material does not contain sufficient information to support an investment decision. The information contained herein is intended solely for the entity and/or person(s) to which it has been delivered, unless otherwise allowed under applicable agreements.

The tax treatment associated with holding, buying or disposing of shares or units in a fund depends on the status or tax treatment of each investor and may be subject to change. Potential investors are strongly encouraged to seek the advice of their own tax adviser.

Due to its simplification, this document is partial and opinions, estimates and forecasts herein are subjective and subject to change without notice. There is no guarantee forecasts made will come to pass. Data, figures, declarations, analysis, predictions and other information in this document is provided based on our state of knowledge at the time of creation of this document. Whilst every care is taken, no representation or warranty (including liability towards third parties), express or implied, is made as to the accuracy, reliability or completeness of the information contained herein. This material does not contain sufficient information to support an investment decision.

Past performance is not a guide to current or future performance, and any performance or return data displayed does not take into account commissions and costs incurred when issuing or redeeming units. The value of investments, and the income from them, can fall as well as rise and investors may not get back the amount originally invested. Exchange-rate fluctuations may also affect the value of their investment. Due to this and the initial charge that is usually made, an investment is not usually suitable as a short term holding. Commissions and costs have an adverse effect on the performance of the fund.

The Fund's characteristics do not protect the investors from the potential effect of inflation over time. The investments and/or any potential income generated during the period will not be adjusted by the rate of inflation over the same period. Thus, the return on the fund adjusted from the rate of inflation could be negative. Consequently, the inflation might undermine the performance and/or the value of

your investment.

Cash includes liquid assets and equivalent items such as cash held in bank accounts, positions in money market funds or unrealised gains receivable or payable in respect of currency hedging transactions.

The Fund referenced herein has not been registered under the United States Investment Company Act of 1940, as amended, nor the United States Securities Act of 1933, as amended. None of the shares may be offered or sold, directly or indirectly in the United States or to any US Person unless the securities are registered under the Act, or an exemption from the registration requirements of the Act is available. A US Person is defined as (a) any individual who is a citizen or resident of the United States for federal income tax purposes; (b) a corporation, partnership or other entity created or organized under the laws of or existing in the United States; (c) an estate or trust the income of which is subject to United States federal income tax regardless of whether such income is effectively connected with a United States trade or business. In the United States, this material may be distributed only to a person who is a "distributor," or who is not a "U.S. person," as defined by Regulation S under the U.S. Securities Act of 1933 (as amended).

The fund or sub fund is a part of the Irish-domiciled BNP PARIBAS EASY II ICAV - its registered address is 33 Sir John Rogerson's Quay, Dublin 2, Ireland and it is registered with the Central Bank of Ireland under number C469468. The sub-fund(s) is a collective asset-management vehicle under the European UCITS directive. It is managed by BNPP Asset Management Europe, a company incorporated under the laws of France, having its registered office at 1 Boulevard Haussmann, 75009 Paris, France and its postal address at Tour Majunga - La Défense 9 - 6, place de la Pyramide - 92800 Puteaux, registered with the Paris Trade and Companies Register under number 319 378 832, and a Portfolio Management Company, holder of AMF approval no. GP 96002, issued on 19 April 1996.

UCITS ETF's units / shares purchased on the secondary market cannot usually be sold directly back to UCITS ETF. Investors must buy and sell units / shares on a secondary market with the assistance of an intermediary (e.g. a stockbroker) and may incur fees for doing so. In addition, investors may pay more than the current net asset value when buying units / shares and may receive less than the current net asset value when selling them.

Securities or other financial instruments shown are for illustrative purposes only at the date of this report and may no longer be in the portfolio later. This does not constitute investment research or financial analysis relating to transactions in financial instruments, nor does it constitute an offer to buy or sell any investments, products or services, and should not be considered as solicitation or investment, legal or tax advice, a recommendation for an investment strategy or a personalized recommendation to buy or sell securities or other financial instruments.

For more information on sustainability-related aspects please visit <https://www.axa-im.com/what-sfdr>

Depending on the recipient's respective jurisdiction or region, the following additional disclosures may apply:

For Chilean Investors: This private offer avails itself of the General Regulation No. 336 of the Superintendencia of Securities and Insurances (currently the Financial Markets Commission).

Additional Information (Continued)

This offer relates to securities not registered with the Securities Registry or the Registry of Foreign Securities of the Financial Markets Commission, and therefore such securities are not subject to oversight by the latter; Being unregistered securities, there is no obligation on the issuer to provide public information in Chile regarding such securities; and these securities may not be subject to a public offer until they are registered in the corresponding Securities Registry.

Para inversionistas chilenos: ESTA OFERTA PRIVADA SE ACOGE AL REGLAMENTO GENERAL N° 336 DE LA SUPERINTENDENCIA DE VALORES Y SEGUROS (ACTUALMENTE COMISIÓN DE MERCADOS FINANCIEROS). ESTA OFERTA SE REFIERE A VALORES NO INSCRITOS EN EL REGISTRO DE VALORES O EN EL REGISTRO DE VALORES EXTRANJEROS QUE LLEVA LA COMISIÓN DE MERCADOS FINANCIEROS, POR LO QUE TALES VALORES NO ESTÁN SUJETOS A LA FISCALIZACIÓN DE ÉSTA; POR TRATARSE DE VALORES NO INSCRITOS NO EXISTE LA OBLIGACIÓN POR PARTE DEL EMISOR DE ENTREGAR EN CHILE INFORMACIÓN PÚBLICA RESPECTO A LOS VALORES SOBRE LOS QUE SE REFIERE ESTA OFERTA; ESTOS VALORES NO PODRÁN SER OBJETO DE OFERTA PÚBLICA MIENTRAS NO SEAN INSCRITOS EN EL REGISTRO DE VALORES CORRESPONDIENTE.

For Peruvian Investors:BNPP Asset Management is not licensed and it is not legally required to be licensed by the Peruvian Securities Regulator (Superintendencia del Mercado de Valores - SMV) for these activities. Consequently, the Peruvian Securities Regulator does not exercise any kind of supervision regarding this fund, strategy and/or service; and, the information furnished to the investors and the rest of the services rendered by BNPP Asset Management are subject to its exclusive responsibility. In Peru, this document is only for the exclusive use of persons or entities qualifying as "Inversionistas Institucionales" under Peruvian Law. This document is not for public distribution. BNPP Asset Management no tiene y no está legalmente obligada a tener una autorización por parte de la Superintendencia del Mercado de Valores para estas actividades. En consecuencia, la Superintendencia del Mercado de Valores no ejerce ningún tipo de supervisión sobre el fondo, la estrategia, y/o los servicios; y la información proporcionada a los inversionistas y los demás servicios que les presta son de exclusiva responsabilidad de BNPP Asset Management. En el Perú, este documento es para el uso exclusivo de personas o entidades que califiquen como "Inversionistas Institucionales" bajo las leyes peruanas. Este documento no es para distribución al público.

For Uruguayan Investors: The sale of the shares/units qualifies as a private placement pursuant to section 2 of Uruguayan law 18,627. The shares/units must not be offered or sold to the public in Uruguay, except in circumstances which do not constitute a public offering or distribution under Uruguayan laws and regulations. The shares/units are not and will not be registered with the Financial Services Superintendency of the Central Bank of Uruguay. The shares/units correspond to investment funds that are not investment funds regulated by Uruguayan law 16,774 dated September 27, 1996, as amended.

For Singapore Investors: This document is issued by AXA Investment Managers Asia (Singapore) Ltd. ("AXA IM Asia") (Registration No. 199001714W) for the use of Institutional Investors and/or Accredited Investors only as defined in Section 4A of the Securities and Futures Act (Cap. 289) (subject to the Fund being registered under the Restricted Schemes), and must not be relied upon by retail investors. Circulation must be restricted accordingly. As an exempt financial adviser under the Financial Advisers Act ("FAA"), AXA IM Asia is exempted from complying with certain business conduct rules

(including but not limited to Sections 25, 27 and 36 of the FAA) when providing financial advisory services to Accredited Investors.

For Hong Kong investors:The authorisation of any fund by the Securities and Futures Commission in Hong Kong ("SFC") does not imply official approval or recommendation. SFC authorization of a fund is not a recommendation or endorsement of a fund nor does it guarantee the commercial merits of a fund or its performance. It does not mean the fund is suitable for all investors nor is it an endorsement of its suitability for any particular investor or class of investors. Where any of the Funds is not authorized by the SFC, the information contained herein in connection with such unauthorized Fund is solely for the use of professional investors in Hong Kong. Materials exempted from authorization by the SFC have not been reviewed by the SFC.

For Taiwan investors: The offer, distribution, sale or re-sale of fund units/shares in Taiwan requires approval from and/or registration with Taiwanese regulatory authorities. To the extent that any units/shares of the Funds are not so licensed or registered, such units/shares are made available in Taiwan on a private placement basis only to banks, bills houses, trust enterprises, financial holding companies and other qualified entities or institutions (collectively, "Qualified Institutions") and other entities and individuals meeting specific criteria ("Other Qualified Investors") pursuant to the private placement provisions of the Rules Governing Offshore Funds. No other offer or sale of such units/shares in Taiwan is permitted. Taiwanese purchasers of such units/shares may not sell or otherwise dispose of their holdings except by redemption, transfer to a Qualified Institution or Other Qualified Investor, transfer by operation of law or other means approved by the Taiwan Financial Supervisory Commission.

For investors located in the European Union :

Please note that the management company reserves the right, at any time, to no longer market the product(s) mentioned in this communication in the European Union by filing a notification to its supervision authority, in accordance with European passport rules. In the event of dissatisfaction with BNPP Asset Management products or services, you have the right to make a complaint, either with the marketer or directly with the management company (more information on BNPP Asset Management complaints policy is available in English: <https://www.bnpparibas-am.com/en/complaint-management-policy/>).

If you reside in one of the European Union countries, you also have the right to take legal or extra-judicial action at any time. The European online dispute resolution platform allows you to submit a complaint form (available at:

<https://ec.europa.eu/consumers/odr/main/index.cfm?event=main.home.chooseLanguage>) and provides you with information on available means of redress (available at:

<https://ec.europa.eu/consumers/odr/main/?event=main.adr.show2>).

Summary of investor rights in English is available on BNPP Asset Management website

<https://www.bnpparibas-am.com/en-gb>.

Translations into other languages are available on local BNPP Asset Management entities' websites.

Glossary

Volatility (%): is an indicative measure of degree of variation of an asset's price changes over time.

Relative Risk/Tracking Error (%): measures, in standard deviation, the fluctuation of returns of a portfolio relative to the fluctuation of returns of a reference index. The tracking error can be viewed as an indicator

Additional Information (Continued)

of how actively a fund is managed. The lower the number the closer the fund's historic performance has followed its benchmark.

Sharpe ratio: is the measure of the risk-adjusted excess return over risk free rate of a financial portfolio and is used to compare the excess return of an investment to its risk. The higher the Sharpe ratio the better the return compared to the risk taken.

Information Ratio (IR): is a measurement of portfolio returns above the returns of a benchmark to the volatility of those excess returns. The IR is used to compare excess return over a benchmark to excess risk over a benchmark. E.g : A manager who outperforms a benchmark by 2% p.a. will have a higher IR than a manager with the same outperformance who has taken more risk.