



YIEMU



YourIndex SICAV - YIS MSCI EMU Universal UCITS ETF EUR, EUR Accumulation

Data as of 05/31/2026

This Sub-Fund is managed by Eurizon Capital SGR S.p.A. - Luxembourg Branch

ETF Overview

ISIN Code	LU2976315601
Legal Status	SICAV - UCITS, Part I of the Law of 2010
Home jurisdiction of the Fund	Luxembourg
Valuation	Daily
Share Class Type	Accumulation
Distribution Frequency	-
Investment Style	Passive
Investment Method	Physical
Management Company	Eurizon Capital SGR S.p.A. - Luxembourg Branch
Investment Manager of the Sub-Fund	Eurizon Capital SGR S.p.A. - Luxembourg Branch
Category	EUROZONE LARGE-CAP EQUITY
SFDR Classification	Article 8

Key Fact

NAV (in EUR)	11.818	Class Unit Inception Date	06/11/2025
Fund Size (in EUR)	187 mil		

Trading Information

EXCHANGE	Ticker	Bloomberg Code	Ric Reuters	Bloomberg INAV	Reuters INAV
Borsa Italiana	YIEMU	YIEMU IM	YIEMU.MI	INVYIEMU	QBA1INAV.DE

Risk and Reward Profile

Lower risk Higher risk



The risk indicator assumes you keep the product for 5 years.

For more information, please refer to the "Risk profile information" section.

Portfolio Characteristics

Price/Book	2.14
Price/Earnings	16.73
Dividend Yield	2.95

Investment Objective

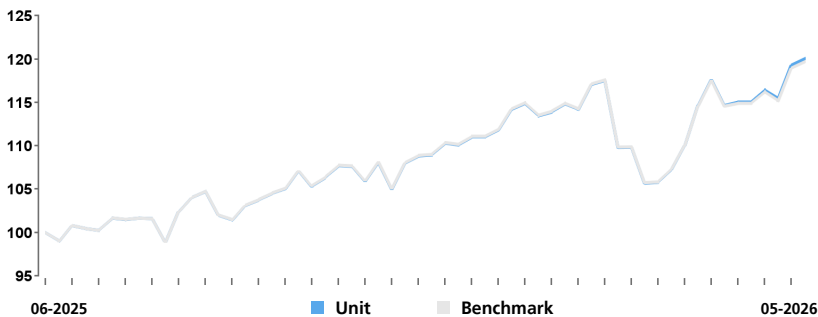
To increase the value of your investment over time by tracking the performance of the MSCI EMU Universal Index®.

Benchmark

MSCI EMU Universal Index®

Performance and NAV Evolution*

NAV Evolution since launch



Cumulative and Annualized Performance

	Unit	Benchmark	Unit	Benchmark
	Cumulative		Annualized	
YTD	8.15%	7.77%	-	-
1M	4.37%	4.19%	-	-
3M	2.14%	1.79%	-	-
1Y	-	-	-	-
3Y	-	-	-	-
5Y	-	-	-	-
Since Launch	18.18%	17.82%	-	-
YTQ	-3.33%	-3.35%	-	-

Fund Statistics

	1Y	3Y	Since Launch
Annualized Volatility Unit	-	-	14.70%
Annualized Volatility Benchmark	-	-	14.66%
Tracking Error Volatility	-	-	0.15%

Annual Performance (Calendar Year)

	2016	2017	2018	2019	2020	2021	2022	2023	2024	2025
Unit	-	-	-	-	-	-	-	-	-	-
Benchmark	-	-	-	-	-	-	-	-	-	-

*Past performance and/or of relevant benchmark if applicable is not guarantee of future performance. The performances are net of ongoing charges and performance fees and exclude any entry and exit fees. Dividend reinvested / Dividend distributed (depending on the case). Reference period: YTD (year to date) from 01/01/2026 to the date of this reporting. The returns calculations do not take into account taxes applicable to an average professional client in his or her country of residence. When the currency presented differs from yours, there is a currency risk that may result in a decrease in value. Reference period: YTQ (year to quarter) from 01/01/2026 to the last calendar quarter ended.

YourIndex SICAV - YIS MSCI EMU Universal UCITS ETF EUR, EUR Accumulation

Data as of 05/31/2026

Portfolio Information

Top 10 Stocks

	Portfolio	Sector	Country
ASML HOLDING NV	7.31%	Information Technology	NL
SIEMENS AG	3.79%	Industrials	DE
SAP SE	3.02%	Information Technology	DE
BANCO SANTANDER /MAD	2.94%	Financials	ES
SCHNEIDER ELECTRIC SE	2.78%	Industrials	FR
ALLIANZ SE /FKT/	2.76%	Financials	DE
IBERDROLA SA	2.36%	Utilities	ES
BCO BILBAO V.ARG. BBVA	2.14%	Financials	ES
UNICREDIT SPA	1.94%	Financials	IT
INFINEON TECHNO. AG	1.90%	Information Technology	DE

Market Cap

Weight

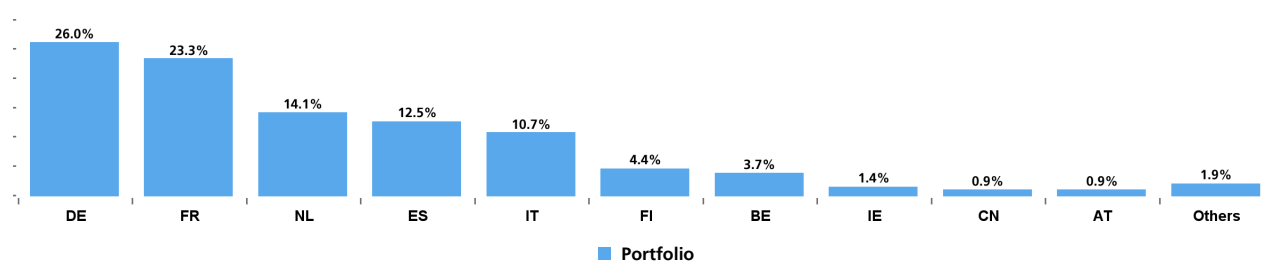
> 10 billion	97.15%
5-10 billion	2.71%
1-5 billion	0.14%
0-1 billion	-

Currency Risk Exposure*

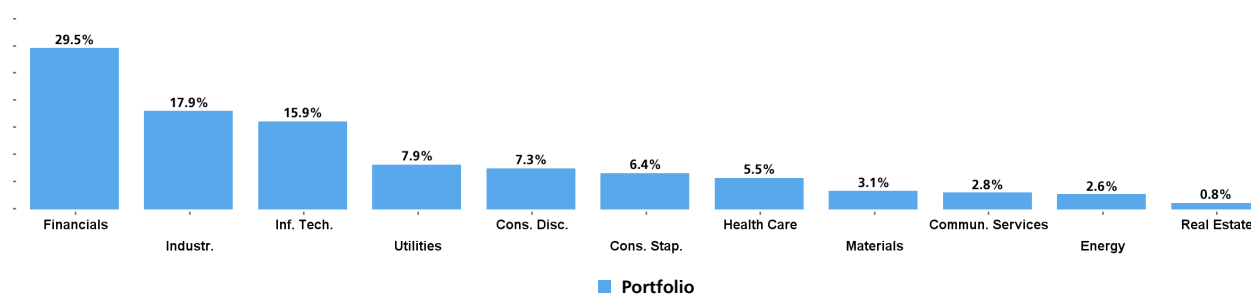
	Portfolio
USD	1.23%

*The figure refers only to classes not covered by exchange rate risk.

Geographical Breakdown (Equity)



Sector Breakdown (Equity)



Allocation subject to change. Reference in this document to specific securities should not be construed as recommendation to buy or sell these securities.



YourIndex SICAV - YIS MSCI EMU Universal UCITS ETF EUR, EUR Accumulation

Data as of 05/31/2026

Charges

Entry costs	-
Exit costs	-
Management fees and other administrative or operating costs	0.19% (of which management commission constitutes 0.05%)
Performance fees	-
Minimum amount	-
Taxes	The tax treatment depends on the individual circumstances of each investor and may be subject to change in the future. Please refer to your financial and tax advisor.

Risk Profile Information

The summary risk indicator is a guide to the level of risk of this product compared to other products. It shows how likely it is that the product will lose money because of movements in the markets or because we are not able to pay you. We have classified this product as 4 out of 7, which is a medium risk class. This rates the potential losses from future performance at a medium level, and poor market conditions are could impact the capacity to pay you. For any further details on investment risks, please refer in particular to the Risks section of the Fund's Prospectus.

Glossary

Average Rating

A weighted average credit rating provides investors with insight into a fund's overall credit quality, designated as AAA, BBB, or CCC. The weighted- average credit rating is calculated by considering the proportion of the value of each individual credit rating and noting it as a percentage of the entire portfolio thereby producing the average creditrating.

Current Yield

In fixed income investing, a bond's current yield is an investment's annual income, including both interest payments and dividends payments, which are then divided by the current price of the security.

Duration

The duration represents the length of time for which capital is "tied up" in a bond investment. The concept of duration takes account of the time structure of returning cash flows (such as coupon repayments). The average duration of the portfolio is derived from the weighted average duration of the individual securities

ETF

Exchange traded fund. A type of fund that is traded on the stockmarket like ordinary shares. ETFs can be bought and sold during trading hours, like ordinary shares, whereas other types of funds are priced once adayonly.

Investment Method

Strategy employed by the fund to achieve its objective.

Price/Book

The dividend yield is the rate of return on an investment expressed as a percentage. The yield is calculated by dividing the amount you receive annually in dividends or interest by the amount you spent to purchase the investment.

Price/Earnings

The Price/Earnings ratio is a weighted average of the Price/Earnings of the shares in the underlying fund's portfolio. The P/E ratio of a security is calculated by dividing the current price of the security by its trailing 12-month earnings per share.

Dividend Yield

The dividend yield is the rate of return on an investment expressed as a percentage. The yield is calculated by dividing the amount you receive annually in dividends or interest by the amount you spent to purchase the investment.

Tracking Error Volatility

This measure describes the volatility of a fund's return divergence compared to a reference index.

Volatility

The volatility of a mutual investment fund indicates the fluctuations in the fund's return over time and consequently represents the tendency of the unit values to deviate from the average value (o unit) over the period under consideration.

Weighted Average Coupon

A coupon represents the regular interest payments of a bond and is specified as a percentage of the par/face value of the bond. The average coupon is derived by taking the weighted average of all coupons within the fund.

Weighted Average Life

Weighted Average Life (WAL) is a metric used to determine the average time it takes for the principal of an investment to be repaid.

Yield to Worst

The portfolio Yield to Worst refers only to the component of fixed income and is calculated as a weighted average of returns of the single bond instruments, where the weighting takes place with respect to the value of the individual instrument. Returns hold account of the operating probabilities of the optional components possibly present in the bonds.



YourIndex SICAV - YIS MSCI EMU Universal UCITS ETF EUR, EUR Accumulation

Data as of 05/31/2026

IMPORTANT INFORMATION

This is a marketing communication intended only for professional investors as defined in the MiFID Directive 2014/65/EU in the countries where the Fund is registered for distribution. This marketing communication is not intended for retail investors or any US Persons. Before taking any investment decision read the Key Information Document (the "KID"), the Prospectus, the articles of incorporation and the last available annual or semi-annual financial report. These documents are available in English (the KID is also available in the official languages of the countries where the Fund is registered) and may be obtained at any time, free of charge on the Management Company's website www.eurizoncapital.com. The Fund promotes, among other characteristics, environmental or social characteristics as per art. 8 of Regulation (EU) 2019/2088. Before investing, please also consider all the ESG characteristics and read the relevant pre-contractual disclosure, as well as the periodic disclosure, available on the website. Information and Fund documents is available in the Prospectus.

The content of this document, including any opinions, does not constitute any legal, tax or investment advice. Past performance does not predict future returns. There is no guarantee that the investment objective will be achieved or that the forecasts mentioned in this document will be reached in the future. The Fund does not benefit from any guarantee to protect the capital. Please liaise with a tax and financial advisor to find out whether a product is suitable and to understand the related risks and tax impacts. The tax treatment depends on the individual circumstances of each client and may be subject to change in the future. The list of the entities in charge of processing subscription, repurchase and redemption orders and other payments to unitholders relating to the units of the UCITS, as well the entity in charge of handling information and Fund documents is available in the Prospectus.

A summary of investor rights including common actions in case of litigation at EU and national level is available in an official/authorized language in the country of registration at www.eurizoncapital.com/en/investors-rights. The Management company reserves the right to terminate the marketing arrangements of the Sub-Fund in any country.

This document is issued by Eurizon Capital SGR S.p.A. - Luxembourg Branch, registered in the Luxembourg Trade and Companies Register under number B301228 at 28, boulevard Kockelscheuer, L-1821 Luxembourg

Index Provider Disclaimer

The MSCI Indexes are the exclusive property of MSCI Inc. ("MSCI"). MSCI and the MSCI index names are service mark(s) of MSCI or its affiliates and have been licensed for use for certain purposes by Eurizon Capital SGR S.p.A. - Luxembourg Branch. The financial products referred to herein are not sponsored, endorsed, or promoted by MSCI, and MSCI bears no liability with respect to any such financial products or any index on which such financial products are based. The Prospectus contains a more detailed description of the limited relationship MSCI has with Eurizon Capital SGR S.p.A. - Luxembourg Branch and any relevant financial products. No purchaser, seller or holder of this product, or any other person or entity, should use or refer to any MSCI trade name, trademark or service mark to sponsor, endorse, market or promote this product without first contacting MSCI to determine whether MSCI's permission is required. Under no circumstances may any person or entity claim any affiliation with MSCI without the prior written permission of MSCI.

Contacts

Eurizon Capital SGR S.p.A. - Luxembourg Branch

Siège social: 28, boulevard Kockelscheuer - L-1821 Luxembourg P.O. 2062 - L-1020 Luxembourg P +352 49 49 30.1 - Fax +352 49 49 30.349
R.C.S. Luxembourg N. B301228 - V.A.T. number LU37031474