



YIUGH

YourIndex SICAV - YIS US Government Bond UCITS ETF EUR Hedged, EUR Accumulation

Data as of 05/31/2026

This Sub-Fund is managed by Eurizon Capital SGR S.p.A. - Luxembourg Branch

ETF Overview

ISIN Code	LU3053352152
Legal Status	SICAV - UCITS, Part I of the Law of 2010
Home jurisdiction of the Fund	Luxembourg
Valuation	Daily
Share Class Type	Accumulation
Distribution Frequency	-
Investment Style	Passive
Investment Method	Physical
Management Company	Eurizon Capital SGR S.p.A. - Luxembourg Branch
Investment Manager of the Sub-Fund	Eurizon Capital SGR S.p.A. - Luxembourg Branch
Category	USD GOVERNMENT BOND
SFDR Classification	Article 6

Key Fact

NAV (in EUR)	9.828	Class Unit Inception Date	02/13/2026
Fund Size (in EUR)	1,425 mil		

Trading Information

EXCHANGE	Ticker	Bloomberg Code	Ric Reuters	Bloomberg INAV	Reuters INAV
Borsa Italiana	YIUGH	YIUGH IM	YIUGH.MI	INVYIUGH	QBB1INAV.DE

Risk and Reward Profile

Lower risk Higher risk



The risk indicator assumes you keep the product for 4 years.

For more information, please refer to the "Risk profile information" section.

Portfolio Characteristics

Duration	5.57
Average Rating	AA+
Yield to Worst	2.76%

Investment Objective

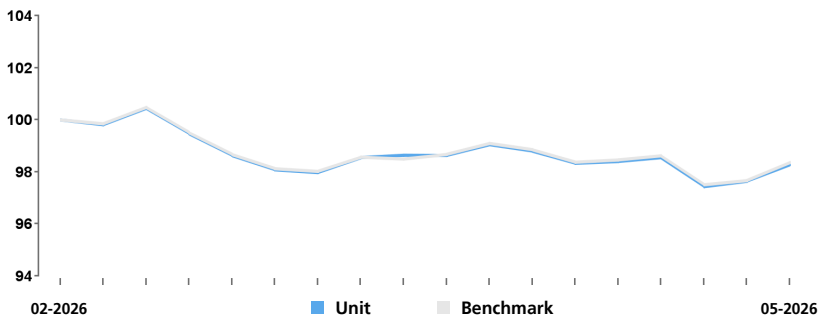
To increase the value of your investment over time by tracking the performance of the J.P. Morgan United States Government Bond Index®.

Benchmark

J.P. Morgan United States Government Bond Index®

Performance and NAV Evolution*

NAV Evolution since launch



Cumulative and Annualized Performance

	Unit	Benchmark	Unit	Benchmark
	Cumulative		Annualized	
YTD	-	-	-	-
1M	-0.05%	-0.01%	-	-
3M	-2.16%	-2.11%	-	-
1Y	-	-	-	-
3Y	-	-	-	-
5Y	-	-	-	-
Since Launch	-1.72%	-1.64%	-	-
YTQ	-	-	-	-

Fund Statistics

	1Y	3Y	Since Launch
Annualized Volatility Unit	-	-	4.27%
Annualized Volatility Benchmark	-	-	4.30%
Tracking Error Volatility	-	-	0.16%

Annual Performance (Calendar Year)

	2016	2017	2018	2019	2020	2021	2022	2023	2024	2025
Unit	-	-	-	-	-	-	-	-	-	-
Benchmark	-	-	-	-	-	-	-	-	-	-

*Past performance and/or of relevant benchmark if applicable is not guarantee of future performance. The performances are net of ongoing charges and performance fees and exclude any entry and exit fees. Dividend reinvested / Dividend distributed (depending on the case).
Reference period: YTD (year to date) from 01/01/2026 to the date of this reporting. The returns calculations do not take into account taxes applicable to an average professional client in his or her country of residence. When the currency presented differs from yours, there is a currency risk that may result in a decrease in value.
Reference period: YTQ (year to quarter) from 01/01/2026 to the last calendar quarter ended.

YourIndex SICAV - YIS US Government Bond UCITS ETF EUR Hedged, EUR Accumulation

Data as of 05/31/2026

Portfolio Information

Top 10 Holdings (excluding cash)

	Weight	Sector	Duration	Rating S&P
T 3 1/2 10/31/27	1.23%	Government	1.36	AA+
T 3 5/8 08/15/28	1.08%	Government	2.07	AA+
T 3 5/8 08/31/27	1.03%	Government	1.19	AA+
T 4 5/8 02/15/35	0.82%	Government	7.03	AA+
T 4 1/8 02/15/36	0.81%	Government	7.80	AA+
T 4 02/28/30	0.78%	Government	3.41	AA+
T 3 1/2 02/15/29	0.78%	Government	2.53	AA+
T 0 7/8 11/15/30	0.77%	Government	4.28	AA+
T 4 1/4 05/15/35	0.76%	Government	7.35	AA+
T 4 1/4 11/15/34	0.75%	Government	7.01	AA+

Sector Allocation

	Portfolio
Treasury	99.60%

Portfolio Characteristics

	Portfolio
Number of Holdings	291
Weighted Average Coupon	3.22%
Weighted Average Life	7.45
Current Yield	3.43%

Currency Risk Exposure*

	Portfolio	Benchmark
USD	99.15%	100.00%

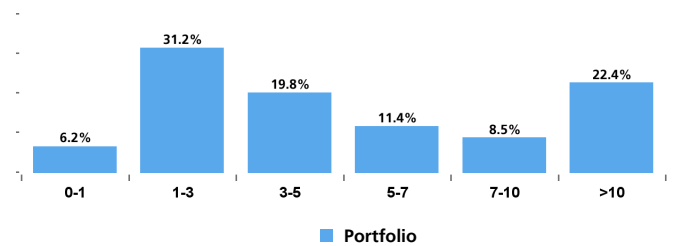
*The figure refers only to classes not covered by exchange rate risk.

Allocation by S&P Rating

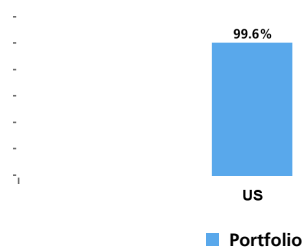


*Instruments without ratings are excluded from the calculation.

Allocation by Maturity



Geographical Breakdown by Issuer



The sum of the weights represents the total bond exposure, including derivative instruments.

Allocation subject to change. Reference in this document to specific securities should not be construed as recommendation to buy or sell these securities.



YourIndex SICAV - YIS US Government Bond UCITS ETF EUR Hedged, EUR Accumulation

Data as of 05/31/2026

Charges	
Entry costs	-
Exit costs	-
Management fees and other administrative or operating costs	0.21% (of which management commission constitutes 0.05%)
Performance fees	-
Minimum amount	-
Taxes	The tax treatment depends on the individual circumstances of each investor and may be subject to change in the future. Please refer to your financial and tax advisor.

Risk Profile Information

The summary risk indicator is a guide to the level of risk of this product compared to other products. It shows how likely it is that the product will lose money because of movements in the markets or because we are not able to pay you. We have classified this product as 3 out of 7, which is a medium-low risk class. This rates the potential losses from future performance at a medium-low level, and poor market conditions are unlikely to impact the capacity to pay you. For any further details on investment risks, please refer in particular to the Risks section of the Fund's Prospectus.

Glossary

Average Rating

A weighted average credit rating provides investors with insight into a fund's overall credit quality, designated as AAA, BBB, or CCC. The weighted-average credit rating is calculated by considering the proportion of the value of each individual credit rating and noting it as a percentage of the entire portfolio thereby producing the average credit rating.

Current Yield

In fixed income investing, a bond's current yield is an investment's annual income, including both interest payments and dividends payments, which are then divided by the current price of the security.

Duration

The duration represents the length of time for which capital is "tied up" in a bond investment. The concept of duration takes account of the time structure of returning cash flows (such as coupon repayments). The average duration of the portfolio is derived from the weighted average duration of the individual securities.

ETF

Exchange traded fund. A type of fund that is traded on the stockmarket like ordinary shares. ETFs can be bought and sold during trading hours, like ordinary shares, whereas other types of funds are priced once a day only.

Investment Method

Strategy employed by the fund to achieve its objective.

Price/Book

The dividend yield is the rate of return on an investment expressed as a percentage. The yield is calculated by dividing the amount you receive annually in dividends or interest by the amount you spent to purchase the investment.

Price/Earnings

The Price/Earnings ratio is a weighted average of the Price/Earnings of the shares in the underlying fund's portfolio. The P/E ratio of a security is calculated by dividing the current price of the security by its trailing 12-month earnings per share.

Dividend Yield

The dividend yield is the rate of return on an investment expressed as a percentage. The yield is calculated by dividing the amount you receive annually in dividends or interest by the amount you spent to purchase the investment.

Tracking Error Volatility

This measure describes the volatility of a fund's return divergence compared to a reference index.

Volatility

The volatility of a mutual investment fund indicates the fluctuations in the fund's return over time and consequently represents the tendency of the unit values to deviate from the average value (o unit) over the period under consideration.

Weighted Average Coupon

A coupon represents the regular interest payments of a bond and is specified as a percentage of the par/face value of the bond. The average coupon is derived by taking the weighted average of all coupons within the fund.

Weighted Average Life

Weighted Average Life (WAL) is a metric used to determine the average time it takes for the principal of an investment to be repaid.

Yield to Worst

The portfolio Yield to Worst refers only to the component of fixed income and is calculated as a weighted average of returns of the single bond instruments, where the weighting takes place with respect to the value of the individual instrument. Returns hold account of the operating probabilities of the optional components possibly present in the bonds.



YourIndex SICAV - YIS US Government Bond UCITS ETF EUR Hedged, EUR Accumulation

Data as of 05/31/2026

IMPORTANT INFORMATION

This is a marketing communication intended only for professional investors as defined in the MiFID Directive 2014/65/EU in the countries where the Fund is registered for distribution. This marketing communication is not intended for retail investors or any US Persons. Before taking any investment decision read the Key Information Document (the "KID"), the Prospectus, the articles of incorporation and the last available annual or semi-annual financial report. These documents are available in English (the KID is also available in the official languages of the countries where the Fund is registered) and may be obtained at any time, free of charge on the Management Company's website www.eurizoncapital.com. The Fund promotes, among other characteristics, environmental or social characteristics as per art. 8 of Regulation (EU) 2019/2088. Before investing, please also consider all the ESG characteristics and read the relevant pre-contractual disclosure, as well as the periodic disclosure, available on the website.

The content of this document, including any opinions, does not constitute any legal, tax or investment advice. Past performance does not predict future returns. There is no guarantee that the investment objective will be achieved or that the forecasts mentioned in this document will be reached in the future. The Fund does not benefit from any guarantee to protect the capital. Please liaise with a tax and financial advisor to find out whether a product is suitable and to understand the related risks and tax impacts. The tax treatment depends on the individual circumstances of each client and may be subject to change in the future. The list of the entities in charge of processing subscription, repurchase and redemption orders and other payments to unitholders relating to the units of the UCITS, as well as the entity in charge of handling information and Fund documents is available in the Prospectus.

A summary of investor rights including common actions in case of litigation at EU and national level is available in an official/authorized language in the country of registration at www.eurizoncapital.com/en/investors-rights. The Management company reserves the right to terminate the marketing arrangements of the Sub-Fund in any country.

This document is issued by Eurizon Capital SGR S.p.A. - Luxembourg Branch, registered in the Luxembourg Trade and Companies Register under number B301228 at 28, boulevard Kockelscheuer, L-1821 Luxembourg

Rating S&P

Copyright 2026, Standard & Poor's Financial Services LLC. Reproduction of S&P Credit Ratings in any form is prohibited except with the prior written permission of Standard & Poor's Financial Services LLC (together with its affiliates, S&P). S&P does not guarantee the accuracy, completeness, timeliness or availability of any information, including ratings, and is not responsible for any errors or omissions (negligent or otherwise), regardless of the cause, or for the results obtained from the use of ratings. S&P GIVES NO EXPRESS OR IMPLIED WARRANTIES, INCLUDING, BUT NOT LIMITED TO, ANY WARRANTIES OF MERCHANTABILITY OR FITNESS FOR A PARTICULAR PURPOSE OR USE. S&P shall not be liable for any direct, indirect, incidental, exemplary, compensatory, punitive, special or consequential damages, costs, expenses, legal fees, or losses (including lost income or profits and opportunity costs or losses caused by negligence) in connection with any use of Ratings. S&P's ratings are statements of opinions and are not statements of fact or recommendations to purchase, hold or sell securities. They do not address the market value of securities or the suitability of securities for investment purposes, and should not be relied on as investment advice.

Index Provider Disclaimer

The Fund (the "Financial Product") is not in any way sponsored, sold or promoted by JPMorgan Chase & Co and/or any of its affiliates (collectively "J.P. Morgan"). J.P. Morgan is not responsible for, nor has it participated in, any aspect of the structuring of any attribute of the Financial Product, the determination of the timing of the offering of the Financial Product, the pricing of the Financial Product, or in the manner of operation of the Financial Product. J.P. Morgan has no obligation or liability in connection with the administration, marketing or trading of the Financial Product. All information provided herein regarding the J.P. Morgan Indexes (the "Indexes"), including without limitation, the levels of the Indexes, is provided for informational purposes only. J.P. Morgan does not warrant the completeness or accuracy of the Indexes and/or the completeness or accuracy or any other information furnished in connection with the Indexes. The Indexes are the exclusive property of J.P. Morgan and J.P. Morgan retains all property rights therein. Nothing herein constitutes, or forms part of, an offer or solicitation for the purchase or sale of any financial instrument, including of the Financial Product, or as an official confirmation of any transaction, or a valuation or price for the Indexes or the Financial Product. Nothing contained herein shall be construed as a J.P. Morgan recommendation to adopt any investment strategy or as legal, tax or accounting advice. J.P. Morgan makes no express or implied representations or warranties with respect to the Indexes and/or the Financial Product, including but not limited to regarding the advisability of investing in securities or financial products generally and/or the Financial Products specifically, or the advisability of any of the Indexes to track investment opportunities in the financial markets or otherwise achieve their objective. J.P. Morgan hereby expressly disclaims all warranties of merchantability or fitness for a particular purpose with respect to the Indexes and the Financial Product. J.P. Morgan has no obligation to take the needs of the issuer or sponsor of any Financial Product, any investor, counterparty or any other party into consideration in determining, composing or calculating the J.P. Morgan indexes. J.P. Morgan is not responsible for nor has participated in the determination of the timing of, prices at, or quantities of this Financial Product or in the determination or calculation of the equation by or the consideration into which this Financial Product is redeemable. Without limiting any of the foregoing, in no event shall J.P. Morgan have any liability for any direct, indirect, special, punitive, consequential or any other damages (including lost profits) to any person, including but not limited to, for any statements contained in any offering document or any other materials used to describe the Indexes and/or the Financial Product, any error in the pricing or otherwise, of the Indexes and/or the Financial Product and J.P. Morgan shall not be under any obligation to advise any person of any error therein. The Indexes may not be copied, used, or distributed without J.P. Morgan's prior written approval. J.P. Morgan and the J.P. Morgan index names are service mark(s) of J.P. Morgan or its affiliates and have been licensed for use for certain purposes by Eurizon Capital SGR S.p.A. - Luxembourg Branch. No purchaser, seller or holder of this security, product or fund, or any other person or entity, should use or refer to any J.P. Morgan trade name, trademark or service mark to sponsor, endorse, market or promote this Financial Product or any other financial product without first contacting J.P. Morgan to determine whether J.P. Morgan's permission is required. Under no circumstances may any person or entity claim any affiliation with J.P. Morgan without the prior written permission of J.P. Morgan. Information has been obtained from sources believed to be reliable but J.P. Morgan does not warrant its completeness or accuracy. Copyright 2025, J.P. Morgan Chase & Co. All rights reserved.

Contacts

Eurizon Capital SGR S.p.A. - Luxembourg Branch

Siège social: 28, boulevard Kockelscheuer - L-1821 Luxembourg P.O. 2062 - L-1020 Luxembourg P +352 49 49 30.1 - Fax +352 49 49 30.349
R.C.S. Luxembourg N. B301228 - V.A.T. number LU37031474