

# L&G MSCI ACWI IMI Equity Index Fund

ICAV (UCITS compliant) Z USD Acc



## FUND AIM

The investment objective of the Fund is to provide investors with a return in line with the performance of developed and emerging global equity markets as represented by the Index.

## WHO IS THIS FUND FOR?

- The Fund may be suitable for retail and professional investors who want to invest for at least five years and are looking for an option that aims to track an index of large, mid and small capitalisation stocks in globally developed and emerging markets as represented by the Index and prepared to accept the risks and volatility associated with an investment of this type.
- Although investors can take their money out at any time, this fund may not be appropriate for those who plan to withdraw their money within five years.
- This fund is not designed for investors who cannot afford more than a minimal loss of their investment.
- If you do not understand this document we recommend you seek additional information to help you decide if this fund is right for you.

## FUND SNAPSHOT

- Aims to track the performance of the MSCI ACWI IMI Index
- Invests in a wide range of companies in and with exposure to developed, as well as emerging countries
- Employs a low-cost and pragmatic sampling index replication approach

## BENCHMARK

Index

MSCI ACWI IMI\*

**\*The benchmark performance shown below is in USD for this share class.**

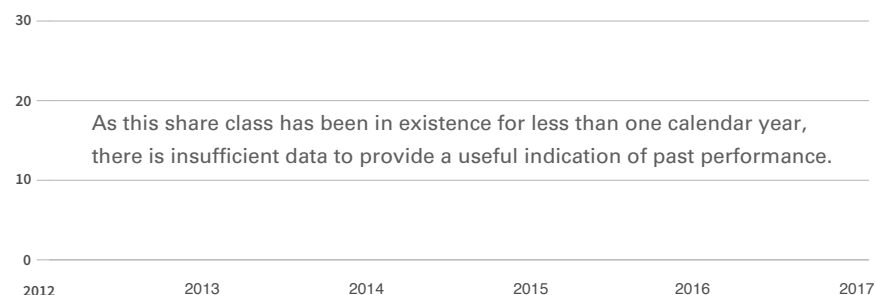
## FUND FACTS

Fund size	Fund launch date
<b>\$1,552.7m</b>	<b>7 Jan 2025</b>
Base currency	Domicile
<b>USD</b>	<b>Ireland</b>

## COSTS

Initial charge	Ongoing charge
<b>0.00%</b>	<b>0.05%</b>
Price basis	Dilution levy
<b>Single - dilution levy</b>	<b>0.124%</b>

## PERFORMANCE (%)



	1m	3m	1y	3y	Launch
■ Fund	-	-	-	-	-
■ Benchmark	-	-	-	-	-
Relative to Benchmark	-	-	-	-	-

## 12 MONTH PERFORMANCE TO MOST RECENT QUARTER (%)

12 months to 31 March	2025	2024	2023	2022	2021
Fund	-	-	-	-	-
Benchmark	-	-	-	-	-
Relative to Benchmark	-	-	-	-	-

All performance periods over a year will be annualised. Performance for the Z USD Acc share class in USD, launched on 08 January 2025. Source: Lipper. Performance assumes all fund charges have been taken and that all income generated by the investments, after deduction of tax, remains in the fund.

### Past performance is not a guide to the future.

Fund returns shown are based on prices as at the last fund trading day for the month. Due to bank holidays this may impact relative performance to any benchmarks which are priced on a bank holiday which falls within a month but after the last fund trading day for that month.



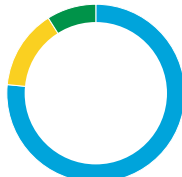
## PORTFOLIO BREAKDOWN

All data sources are a combination of LGIM and the Fund Accountant unless otherwise stated. Totals may not sum to due to rounding. In order to minimise transaction costs, the Fund will not always own all the assets that constitute the index and on occasion it will own assets that are not in the index. The number of fund holdings can also differ from the index due to corporate events and proxy holdings.



### SECTOR (%)

Information Technology	23.4
Financials	17.8
Industrials	11.9
Consumer Discretionary	10.9
Health Care	9.1
Communication Services	8.0
Consumer Staples	6.1
Materials	3.9
Energy	3.6
Utilities	2.7
Real Estate	2.6



### MARKET CAPITALISATION (%)

Large	76.6
Mid	14.5
Small	9.0



■ Top 10 holdings 20.1%  
■ Rest of portfolio 79.9%

No. of holdings in fund 2,578  
No. of holdings in index 8,293

### TOP 10 HOLDINGS (%)

Nvidia	3.7
Microsoft	3.6
Apple	3.3
Amazon.com	2.2
Meta Platforms A	1.6
Ishares MSCI Em Small Cap	1.5
Broadcom	1.2
Alphabet A	1.1
Tesla	1.1
Alphabet C	0.9

### COUNTRY (%)

United States	62.7
Japan	5.7
United Kingdom	3.5
Canada	2.9
China	2.6
France	2.4
Germany	2.3
Switzerland	2.1
India	1.7
Other	14.0


Celebrating  
**35+**  
Years

### INDEX FUND MANAGEMENT TEAM

The skill set and expertise we have developed over 35+ years in index management has allowed us to continuously evolve our investment processes. The Index Fund Management team comprises 30 fund managers with an average experience of 15 years, supported by 33 broader team members. Management oversight is provided by Howie Li, Global Head of Index Funds. The team also has full access to the resources and research of other specialists within L&G, including economists and strategists.

Higher fund constituents vs. index constituents may be due to liquidity positions, derivatives, short term investments and fractional unit differences.

## RISK AND REWARD PROFILE



The summary risk indicator is a guide to the level of risk of this product compared to other products. It shows how likely it is that the product will lose money because of movements in the markets or because we are not able to pay you. We have classified this product as class 4 out of 7, which is a medium risk class. This product does not include any protection from future market performance so you could lose some or all of your investment. **Be aware of currency risk.** You may receive payments in a different currency, so the final return you will get depend on the exchange rate between the two currencies. This risk is not considered in the indicator shown above. The Fund is not covered by an investor compensation scheme. The value of the fund may be affected by risks not in the SRI: failure of a counterparty, custodian or issuer; derivative use; inability to sell holdings; trends in interest rates/inflation.

## KEY RISKS

- The value of an investment and any income taken from it is not guaranteed and can go down as well as up; you may not get back the amount you originally invested.
- This fund invests in countries where investment markets are considered to be less developed. This means that investments are generally riskier than those in developed markets because they: may not be as well regulated; may be more difficult to buy and sell; may have less reliable arrangements for the safekeeping of investments; or may be more exposed to political and taxation uncertainties. The value of the fund can go up or down more often and by larger amounts than funds that invest in developed countries, especially in the short term.
- The fund could lose money if any institution providing services such as acting as counterparty to derivatives or other instruments, becomes unwilling or unable to meet its obligations to the fund.
- Derivatives are highly sensitive to changes in the value of the asset on which they are based and can increase the size of losses and gains.
- The fund may have underlying investments that are valued in currencies that are different from the currency of this share class. Exchange rate fluctuations will impact the value of your investment. Currency hedging techniques may be applied to reduce this impact but may not entirely eliminate it.
- We may take some or all of the ongoing charges from the fund's capital rather than the fund's income. This increases the amount of income, but it reduces the growth potential and may lead to a fall in the value of the fund.
- The Fund will not replicate the performance of its benchmark index perfectly. This is because the fund will incur drags on performance such as expenses, tax and transactions costs, which the benchmark index is not subject to.

For more information, please refer to the key information document on our website [↗](#)

## COUNTRY REGISTRATION



Germany



Ireland



Netherlands



Switzerland



United Kingdom



## SPOTLIGHT ON LEGAL &amp; GENERAL INVESTMENT MANAGEMENT

We are one of Europe's largest asset managers and a major global investor, with assets under management of \$1,399.3 billion (as at 31 December 2024). We work with a wide range of global clients, including pension schemes, sovereign wealth funds, fund distributors and retail investors.

Source: LGIM internal data as at 31 December 2024. The AUM disclosed aggregates the assets managed by LGIM in the UK, LGIMA in the US and LGIM Asia in Hong Kong (2018-2019 only). The AUM includes the value of securities and derivatives positions.

## DEALING INFORMATION

Valuation frequency Daily, 22:30 Irish time

Dealing frequency

Each Irish and UK Business Day and on which the Stock Exchange in New York is open for business, except the last business day prior to Christmas Day.

Settlement period T+2

Administrator/Custodian Northern Trust

## CODES

ISIN IE0000N1DB06

Bloomberg LGMAIZU ID

**TO FIND OUT MORE**

Legal & General ICAV  
C/O Northern Trust International Fund Administration Services (Ireland) Limited  
George's Court, 54-62 Townsend Street  
Dublin 2 Ireland

Call **+353 1 434 5080**Email **LGIM\_ta\_queries@ntrs.com**Visit **www.lgim.com**

We may record and monitor calls. Call charges will vary.

**Important information**

A copy of the English version of the prospectus of the Fund is available on LGIM Fund Centre and may also be obtained from Legal & General Investment Management, 2 Dublin Landings, Office 1-W-131, North Dock, Dublin 1, Ireland. Where required under national rules, the key information document will also be available in the local language of the relevant EEA Member State. A summary of investor rights associated with an investment in the Fund shall be available from [www.lgim.com/investor\\_rights](http://www.lgim.com/investor_rights)

We are also obliged to disclose that the Management Company has the right to terminate the arrangements made for marketing.

A decision may be taken at any time to terminate the arrangements made for the marketing of the Fund in any EEA Member State in which it is currently marketed. In such circumstances, Shareholders in the affected EEA Member State will be notified of this decision and will be provided with the opportunity to redeem their shareholding in the Fund free of any charges or deductions for at least 30 working days from the date of such notification.

This is a marketing communication. Please refer to the prospectus of the Fund and to the KID before making any final investment decisions.

Copyright © 2025 Legal & General. This document is subject to copyright. Any unauthorised use is strictly prohibited. All rights are reserved.

Issued by LGIM Managers (Europe) Limited, authorised by the Central Bank of Ireland as a UCITS management company (pursuant to European Communities (Undertakings for Collective Investment in Transferable Securities) Regulations, 2011 (S.I. No. 352 of 2011), as amended) and as an alternative investment fund manager with "top up" permissions which enable the firm to carry out certain additional MiFID investment services (pursuant to the European Union (Alternative Investment Fund Managers) Regulations 2013 (S.I. No. 257 of 2013), as amended). Registered in Ireland with the Companies Registration Office (No. 609677). Registered Office: 70 Sir John Rogerson's Quay, Dublin, 2, Ireland. Regulated by the Central Bank of Ireland (No. C173733). We are a member of the Irish Funds Association. All features described in this factsheet are those current at the time of publication and may be changed in the future. Nothing in this factsheet should be construed as advice and it is therefore not a recommendation to buy or sell securities. If in doubt about the suitability of this product, you should seek professional advice. No investment decisions should be made without first reviewing the key information document of the Fund ("KID") which can be obtained from [www.lgim.com](http://www.lgim.com). This factsheet is only directed at investors resident in jurisdictions where this fund is registered for sale. It is not an offer or invitation to persons outside of those jurisdictions. We reserve the right to reject any applications from outside of such jurisdictions.

This is an advertising document. The state of the origin of the fund is Ireland. In Switzerland, the representative is Acolin Fund Services AG, Maintower, Thurgauerstrasse 36/38, CH-8050 Zurich, Switzerland, whilst the paying agent is NPB Neue Privat Bank AG, Limmatquai 1/am Bellevue, P.O. Box, CH 8024 Zurich. The prospectus, the key information documents, the articles of association as well as the annual and semi-annual reports may be obtained free of charge from the representative. Past performance is no indication of current or future performance. The performance data do not take account of the commissions and costs incurred on the issue and redemption of units.

The funds or securities referred to herein are not sponsored, endorsed, or promoted by MSCI, and MSCI bears no liability with respect to any such funds or securities or any index on which such funds or securities are based. The Prospectus contains a more detailed description of the limited relationship MSCI has with Legal & General Investment Management Limited and its affiliates and any related funds.

**Internal Fund Code: 358700**