

First Trust SMID Rising Dividend Achievers UCITS ETF

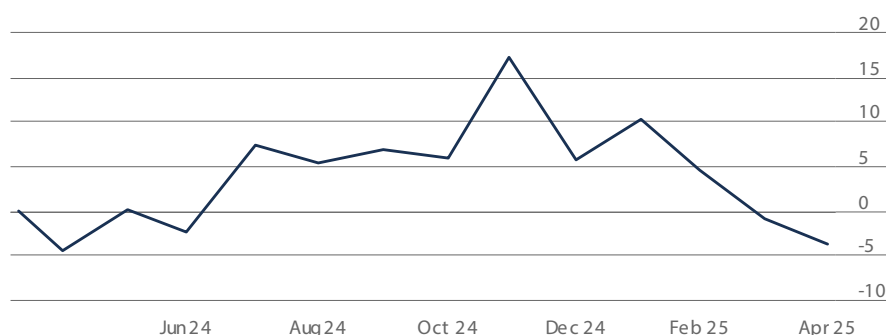
The First Trust SMID Rising Dividend Achievers UCITS ETF (the "Fund"), is a passively managed Fund that seeks investment results that correspond generally to the price and yield (before the Fund's fees and expenses) of the Nasdaq US Small Mid Cap Rising Dividend Achievers™ Index (the "Index"). The Index is comprised of securities in small and medium sized companies that have increased their dividends over the previous three year and five year periods, whilst exhibiting characteristic that may position them to continue to do so in future, including reporting greater earnings per share in the most recent fiscal year than the earnings per share three years prior, and a cash to debt ratio of greater than 25%. The Index is designed to provide access to a portfolio of small and mid-capitalisation income producing securities.

Performance

The figures shown relate to past performance and do not predict future returns

Performance Since Inception (%)

■ Acc USD



Performance Summary (%)	1 M	3 M	YTD	1 Y	3 Y	5 Y	Since Inception
Acc USD	-2.87	-12.69	-8.94	0.78	-	-	-3.50
Tracking Index	-2.85	-12.61	-8.83	0.90	-	-	-3.40

Performance for periods under one year is cumulative and over one year is annualised.

12-Month Performance Periods (%)	31.03.20	31.03.21	31.03.22	31.03.23	31.03.24	31.03.25
Acc USD	-	-	-	-	-	-
Tracking Index	-	-	-	-	-	-


Fund performance is the performance of the share class since its inception, shown net of fees including re-invested dividends in the base currency of the share class which is in USD. Performance can go up as well as down, and investors may lose some or all of their capital. Returns may increase or decrease as a result of currency and exchange rate fluctuations. Please refer to the 'Risks' section on Page 3 for more details on risks associated with an investment in the fund. The share class was launched less than 5 years ago, therefore performance for some periods is not available.

On 24 March 2025 there was a change to the index methodology of the Nasdaq US Small Mid Cap Rising Dividend Achievers Index. Past performance prior to this date is based on a different methodology to the current index. The ongoing charges figure is based on the Fund's annual management fee, whereby the Investment Manager is responsible for the costs involved in running the Fund. In the event that the Fund's running costs exceed the stated figure the Investment Manager shall pay the excess from its own assets. The ongoing charges figure excludes portfolio transaction costs. Details of the transaction costs are available from your broker or financial advisor and at www.ftgportfolios.com. The figure may vary from year to year.

We strongly recommend that you seek professional advice before making any investment decision. This document is marketing material intended for investors in the UK. It is not comprehensive and must therefore be read in conjunction with the Fund's prospectus, the relevant supplement and the UCITS key investor information document ("KIID").

SDVY	Acc USD
ISIN	IE0001R850E1
Asset Class	Equity
Fund Inception	09.04.2024
Share Class Inception	09.04.2024
Ongoing Charges ¹	0.60%
Base Currency	USD
Income Treatment	Accumulating
Total Fund AUM	\$186.38 million
Outstanding Shares	9,663,747
UCITS Compliant	Yes
Domicile	Ireland
Investment Manager	First Trust Advisors
Rebalance Frequency	Quarterly
Replication Method	Physical - Full Replication
SFDR Classification	Article 6
Tracking Index	Nasdaq US Small Mid Cap Rising Dividend Achievers Index™

RISK AND REWARD PROFILE



The Synthetic Risk and Reward Indicator (SRRI) illustrates a fund's risk and reward profile through a number between 1 and 7.

CAPITAL AT RISK. The Fund may not achieve its investment objective and the value of shares in the Fund may fall. Investors may not get back the amount originally invested.

Trading Information

Exchange	Ccy	Ticker	SEDOL
London Stock Exchange	USD	SDVY LN	BRC70V8
London Stock Exchange	GBP	SMID LN	BRC70W9
Deutsche Börse Xetra	EUR	FTGD GY	BP9N1S9
Borsa Italiana	EUR	SDVY IM	BSMQVH5
SIX Swiss Exchange	CHF	SDVY SW	BPBRQB7

✓ ISA ✓ SIPP ✓ UK Reporting Status

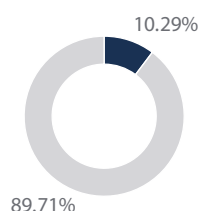
Portfolio

TOP 10 HOLDINGS (%)

InterDigital, Inc.	1.13
Paycom Software, Inc.	1.08
Genpact Limited	1.06
Cal-Maine Foods, Inc.	1.05
Unum Group	1.05
PriceSmart, Inc.	1.02
Axis Capital Holdings Limited	1.00
Cboe Global Markets, Inc.	0.98
Coca-Cola Consolidated, Inc.	0.97
Ralph Lauren Corporation	0.95

Top 10 holdings as a percentage of Total Net Assets. Portfolio Holdings are subject to change at any time. References to specific securities should not be construed as a recommendation to buy or sell and should not be assumed profitable.

Top 10 Holdings as % of Total



SECTOR ALLOCATION (%)

Financials	32.04	
Industrials	29.24	
Consumer Discretionary	16.32	
Energy	5.11	
Basic Materials	5.01	
Technology	4.45	
Consumer Staples	4.44	
Health Care	2.26	
Telecommunications	1.13	

FUND CHARACTERISTICS

Max Market Cap	\$64.0bn
Median Market Cap	\$6.0bn
Min Market Cap	\$1.2bn
Price/Earnings	12.79
Price/Book	2.00
Price/Cash Flow	10.01
Price/Sales	1.17
Index Yield	1.99%

- The Index begins with the stocks in the Nasdaq US Mid Cap™ Index and the Nasdaq US Small Cap™ Index and eliminates those companies classified as a Real Estate Investment Trust by the Industry Classification Benchmark.
- To be eligible for inclusion in the Index, companies must have: i. a minimum market capitalisation of USD 1 billion; ii. a three-month average daily traded volume of at least USD 2 million; iii. paid a dividend in the trailing 12-month period greater than the dividend paid in the trailing 12-month period three and five years ago; iv. positive earnings per share in the most recent fiscal year greater than the earnings per share three fiscal years prior; v. a cash-to-debt ratio greater than 25%; and vi. a trailing 12-month period payout ratio no greater than 65%.
- The Index comprises four sub-portfolios. The securities in each sub-portfolio are then ranked by a combined factor of dollar dividend increase over the previous five-year period, current dividend yield, and payout ratio.
- These ranks are then aggregated across sub-portfolios and up to 125 securities with the lowest (most favourable) aggregated rank are selected for inclusion in the Index.
- The Index may only comprise a maximum of 37 securities from any one ICB sector and a maximum of 93 securities from either the Nasdaq US Mid Cap™ Index and the Nasdaq US Small Cap™ Index.
- Each sub-portfolio is reconstituted and rebalanced annually, resulting in at least a part of the Index being reconstituted and rebalanced each quarter in March, June, September and December.

Risks

- **CAPITAL AT RISK.** The Fund may not achieve its investment objective and the value of shares in the Fund may fall. Investors may not get back the amount originally invested.
- Neither First Trust Global Portfolios Limited nor any of its affiliates, guarantees the performance or the future returns of the Fund.
- There is no assurance that the Index will continue to be calculated and published on the basis described in the prospectus and relevant supplement. In addition, the Fund's return may not match the return of the Index.
- See also the description of the risks applicable to the Fund in "Risk Factors" in the prospectus and relevant supplement.

Important Information

This marketing communication is issued and approved by First Trust Global Portfolios Limited ("FTGP") whose place of business is 8 Angel Court, London, EC2R 7HJ. FTGP is authorised and regulated by the United Kingdom's Financial Conduct Authority (FRN:583261). The Fund is regulated by the Central Bank of Ireland.

Nothing contained herein constitutes investment, legal, tax or other advice and it is not to be solely relied on in making an investment or other decision, nor does the document implicitly or explicitly recommend or suggest an investment strategy, reach conclusions in relation to an investment strategy for the reader, or provide any opinions as to the present or future value or price of any fund. It is not an invitation, offer, or solicitation to engage in any investment activity, including making an investment in the Fund, nor does the information, recommendations or opinions expressed herein constitute an offer for sale of the Fund.

The Fund is an open-ended sub-fund of First Trust Global Funds PLC (the "Company"), an umbrella UCITS fund with segregated liability between sub-funds, incorporated with limited liability as an investment company with variable capital under the laws of Ireland with UCITS registered number 514357.

The material in this marketing communication is not comprehensive and must therefore be read in conjunction with the Fund's prospectus, the relevant supplement, and the UCITS key investor information document ("KIID") which contains material information not contained herein, including the terms of investment and information regarding investment risks and restrictions, fees and expenses and conflicts of interests. Potential investors should pay particular attention to the risk disclosures in the "Risk Factors" section of the Fund's prospectus and supplement (available in English) and KIIDs (available for each share class of each of the sub-funds of the Company (available for each share class of each of the sub-funds of the Company). No assurance can be given that

the Fund's investment objective will be achieved or that the Fund will generate a positive return. Please visit www.ftglobalportfolios.com to obtain the Fund's prospectus, supplement and KIID. Investors and potential investors can obtain a summary in English of investor rights and information on access to collective redress mechanisms in the event of litigation at the following website: https://www.ftglobalportfolios.com/Content/SUMMARY_OF_INVESTOR_RIGHTS.

Any UCITS ETF's units / shares purchased on the secondary market cannot usually be sold directly back to UCITS ETF. Investors must buy and sell units / shares on a secondary market with the assistance of an intermediary (e.g. a stockbroker) and may incur fees for doing so. In addition, investors may pay more than the current net asset value when buying units / shares and may receive less than the current net asset value when selling them.

The Company's portfolio holdings policy is designed to be transparent, whilst being in the best interest of the Fund and protecting the confidentiality of each Fund's portfolio holdings. The full portfolio holdings for the Fund shall generally be available daily, with a one-day lag, on www.ftglobalportfolios.com. Any portfolio holdings information which may otherwise be provided on request shall be provided on a confidential basis.

Nasdaq® and Nasdaq US Small Mid Cap Rising Dividend Achievers™ Index are registered trademarks and service marks of Nasdaq, Inc. (together with its affiliates hereinafter referred to as the "Corporations") and are licensed for use by First Trust. The Fund has not been passed on by the Corporations as to its legality or suitability. The Fund is not issued, endorsed, sold or promoted by the Corporations. THE CORPORATIONS MAKE NO WARRANTIES AND BEAR NO LIABILITY WITH RESPECT TO THE FUND.