

L&G Emerging Markets Government Bond (Local Currency) Screened Index Fund



ICAV (UCITS compliant) C USD Dist

Base currency: USD

Domicile: Ireland

FUND AIM

The investment objective of the Fund is to provide investors with a return in line with the Emerging Markets government bond market, as represented by the JPMorgan ESG GBI-EM Global Diversified Local Currency Index (the "Index").

WHO IS THIS FUND FOR?

- This fund is designed for investors seeking income or growth from an investment in Emerging Markets government bonds denominated in the national currency of the issuer
- Although investors can take their money out at any time, this fund may not be appropriate for those who plan to withdraw their money within five years
- This fund is not designed for investors who cannot afford more than a minimal loss of their investment
- If you do not understand this document we recommend you seek additional information to help you decide if this fund is right for you

FUND SNAPSHOT

- **What does it invest in?** Invests primarily in bonds issued in the relevant national currency by governments of developing countries as determined by the index. These bonds will be a mixture of sub-investment grade (higher risk), investment grade (lower risk) and non-rated bonds. The index includes only bonds that meet the index provider's socially responsible investing ("SRI") requirements and environmental, social and governance ("ESG") rating criteria. The Fund may also use derivatives.
- **How does it invest?** Passively managed, aiming to replicate the performance of the index.
- **Does it promote sustainability characteristics?** The Fund promotes a range of environmental and social characteristics which are met by tracking the Index. Further information on how such characteristics are met by the Fund can be found in the Fund Supplement.
- The Fund will invest more in companies with higher ESG scores, and will also invest in companies with lower ESG scores, but by a reduced amount.

FUND FACTS

Fund size	Fund launch date
\$684.7m	31 Jan 2019
Gross redemption yield	Modified duration
6.09% (unhedged)	5.12 years

COSTS

Initial charge	Ongoing charge
0.00%	0.22%
Price basis	Dilution levy
Single - dilution levy	0.174%

PERFORMANCE (%)



	1m	3m	1y	3y	Launch
Fund	1.37	6.58	9.13	5.90	2.10
Index	1.38	6.74	9.75	6.51	2.42
Relative to Index	-0.01	-0.16	-0.62	-0.61	-0.32

12 MONTH PERFORMANCE TO MOST RECENT QUARTER (%)

12 months to 31 March	2025	2024	2023	2022	2021
Fund	3.59	4.97	0.05	-	-
Index	4.10	5.59	-0.17	-	-
Relative to Index	-0.51	-0.62	0.22	-	-

All performance periods over a year will be annualised. Performance for the C USD Dist share class in USD, launched on 14 December 2021. Source: Lipper. Performance assumes all fund charges have been taken and that all income generated by the investments, after deduction of tax, remains in the fund.

Past performance is not a guide to the future.

Fund returns shown are based on prices as at the last fund trading day for the month. Due to bank holidays this may impact relative performance to any benchmarks which are priced on a bank holiday which falls within a month but after the last fund trading day for that month.

BENCHMARK

Index

JPMorgan ESG GBI-EM Global Diversified Local Currency Index*

*The benchmark performance shown below is in USD for this share class.



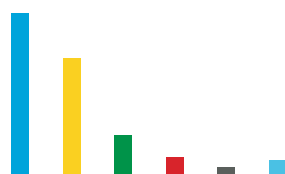
PORTFOLIO BREAKDOWN

All data sources are a combination of LGIM and the Fund Accountant unless otherwise stated. Totals may not sum to due to rounding. In order to minimise transaction costs, the Fund will not always own all the assets that constitute the index and on occasion it will own assets that are not in the index. The number of fund holdings can also differ from the index due to corporate events and proxy holdings.



CURRENCY (%)

MYR	10.1
IDR	10.1
MXN	10.1
PLN	9.8
THB	8.8
ZAR	7.5
BRL	7.3
CZK	6.8
CNY	6.7
Other	23.0



YEARS TO MATURITY (%)

0 - 5 Years	45.2
5 - 10 Years	32.6
10 - 15 Years	11.0
15 - 20 Years	5.0
20 - 25 Years	2.2
25 - 30 Years	4.1



■ Top 10 holdings 9.8%
 ■ Rest of portfolio 90.2%
 No. of issuers in fund 30
 No. of issuers in index 19

TOP 10 HOLDINGS (%)

Brazil Letras do Tes 0% 01 Jul 26	1.2
Brazil Letras do Tes 0% 01 Jan 26	1.2
Mexican Bonos 8.5% 31 May 29	1.0
Poland Govt Bd 2.75% 25 Oct 29	1.0
Poland Govt Bond 6% 25 Oct 33	1.0
Poland Govt Bd 4.75% 25 Jul 29	0.9
Brazil Notas Do Tes F 10% 01 Jan 29	0.9
South Africa Govt Bd 10.5% 21 Dec 26	0.9
South Africa Govt Bd 8.75% 28 Feb 48	0.9
South Africa Govt Bd 8% 31 Jan 30	0.9

CREDIT RATING (%)

AAA	3.7	■
AA	7.3	■
AA-	0.1	■
A+	1.8	■
A	24.7	■
A-	1.9	■
BBB+	2.7	■
BBB	39.6	■
BBB-	2.4	■
Other	15.9	■

COUNTRY (%)

Malaysia	10.1
Mexico	9.6
Poland	9.6
Thailand	8.8
Indonesia	8.8
South Africa	7.5
Brazil	7.3
Czech Republic	6.8
China	6.7
Other	24.9

The Fund's investments will, at the time of purchase, be consistent with the environmental and social characteristics of the Fund to exclude certain securities from the portfolio of the Fund based on environmental and social criteria, except as otherwise described below in relation to indirect exposures. The Fund may obtain exposure to certain securities indirectly, through the use of financial derivatives instruments or other funds in accordance with its investment policy. In these instances, the Fund gains exposure to a basket of securities, some of which may not be aligned to such environmental and social characteristics. Due to the indirect exposure, the Fund is unable to exclude such securities from its portfolio of investments. This, however, does not impact the Fund's ability to promote environmental and social characteristics, given that the indirect exposure of the Fund is expected to remain limited/minimal.


Celebrating
35+
 Years

INDEX FUND MANAGEMENT TEAM

The skill set and expertise we have developed over 35+ years in index management has allowed us to continuously evolve our investment processes. The Index Fund Management team comprises 30 fund managers with an average experience of 15 years, supported by 33 broader team members. Management oversight is provided by Howie Li, Global Head of Index Funds. The team also has full access to the resources and research of other specialists within L&G, including economists and strategists.

Higher fund constituents vs. index constituents may be due to liquidity positions, derivatives, short term investments and fractional unit differences.


RISK AND REWARD PROFILE




The summary risk indicator is a guide to the level of risk of this product compared to other products. It shows how likely it is that the product will lose money because of movements in the markets or because we are not able to pay you. We have classified this product as class 3 out of 7, which is a medium-low risk class. This product does not include any protection from future market performance so you could lose some or all of your investment. **Be aware of currency risk.** You may receive payments in a different currency, so the final return you will get depend on the exchange rate between the two currencies. This risk is not considered in the indicator shown above. The Fund is not covered by an investor compensation scheme. The value of the fund may be affected by risks not in the SRI: failure of a counterparty, custodian or issuer; derivative use; inability to sell holdings; trends in interest rates/inflation.

KEY RISKS

- The value of an investment and any income taken from it is not guaranteed and can go down as well as up; you may not get back the amount you originally invested.
- This fund holds bonds that are traded through agents, brokers or investment banks matching buyers and sellers. This makes the bonds less easy to buy and sell than investments traded on an exchange. In exceptional circumstances the fund may not be able to sell bonds and may defer withdrawals, or suspend dealing. The Directors can only delay paying out if it is in the interests of all investors and with the permission of the fund depositary.
- The fund invests directly or indirectly in bonds which are issued by companies or governments. If these companies or governments experience financial difficulty, they may be unable to pay back some or all of the interest, original investment or other payments that they owe. If this happens, the value of the fund may fall.
- This fund invests in countries where investment markets are considered to be less developed. This means that investments are generally riskier than those in developed markets because they: may not be as well regulated; may be more difficult to buy and sell; may have less reliable arrangements for the safekeeping of investments; or may be more exposed to political and taxation uncertainties. The value of the fund can go up or down more often and by larger amounts than funds that invest in developed countries, especially in the short term.
- The fund could lose money if any institution providing services such as acting as counterparty to derivatives or other instruments, becomes unwilling or unable to meet its obligations to the fund.
- Derivatives are highly sensitive to changes in the value of the asset on which they are based and can increase the size of losses and gains.
- The fund may have underlying investments that are valued in currencies that are different from the currency of this share class. Exchange rate fluctuations will impact the value of your investment. Currency hedging techniques may be applied to reduce this impact but may not entirely eliminate it.
- We may take some or all of the ongoing charges from the fund's capital rather than the fund's income. This increases the amount of income, but it reduces the growth potential and may lead to a fall in the value of the fund.
- Investment returns on bonds are sensitive to trends in interest rate movements. Such changes will affect the value of your investment.
- The Fund has a sustainability and/or ESG focus in its investment process which may i) limit the Fund's exposure to or exclude certain companies, industries or sectors ii) impact the Fund's investment performance compared to other funds that do not apply such criteria and, iii) differ from an investor's own sustainability and/or ESG criteria.

For more information, please refer to the key information document on our website 

COUNTRY REGISTRATION



SPOTLIGHT ON LEGAL & GENERAL INVESTMENT MANAGEMENT

We are one of Europe's largest asset managers and a major global investor, with assets under management of \$1,399.3 billion (as at 31 December 2024). We work with a wide range of global clients, including pension schemes, sovereign wealth funds, fund distributors and retail investors.

Source: LGIM internal data as at 31 December 2024. The AUM disclosed aggregates the assets managed by LGIM in the UK, LGIMA in the US and LGIM Asia in Hong Kong (2018-2019 only). The AUM includes the value of securities and derivatives positions.

DEALING INFORMATION

Valuation frequency	Daily, 22:30 Irish time
Dealing frequency	Each Irish and UK Business Day, except the last business day prior to Christmas Day.
Settlement period	T+2
Administrator/Custodian	Northern Trust

CODES

ISIN	IE0004RPI154
Bloomberg	LGLCICD ID

TO FIND OUT MORE

Legal & General ICAV
C/O Northern Trust International Fund Administration Services (Ireland) Limited
George's Court, 54-62 Townsend Street
Dublin 2 Ireland



Call **+353 1 434 5080**



Email **LGIM_ta_queries@ntrs.com**



Visit **www.lgim.com**

We may record and monitor calls. Call charges will vary.

Important information

A copy of the English version of the prospectus of the Fund is available on LGIM Fund Centre and may also be obtained from Legal & General Investment Management, 2 Dublin Landings, Office 1-W-131, North Dock, Dublin 1, Ireland. Where required under national rules, the key information document will also be available in the local language of the relevant EEA Member State. A summary of investor rights associated with an investment in the Fund shall be available from www.lgim.com/investor_rights

We are also obliged to disclose that the Management Company has the right to terminate the arrangements made for marketing.

A decision may be taken at any time to terminate the arrangements made for the marketing of the Fund in any EEA Member State in which it is currently marketed. In such circumstances, Shareholders in the affected EEA Member State will be notified of this decision and will be provided with the opportunity to redeem their shareholding in the Fund free of any charges or deductions for at least 30 working days from the date of such notification.

This is a marketing communication. Please refer to the prospectus of the Fund and to the KID before making any final investment decisions.

Copyright © 2025 Legal & General. This document is subject to copyright. Any unauthorised use is strictly prohibited. All rights are reserved.

Issued by LGIM Managers (Europe) Limited, authorised by the Central Bank of Ireland as a UCITS management company (pursuant to European Communities (Undertakings for Collective Investment in Transferable Securities) Regulations, 2011 (S.I. No. 352 of 2011), as amended) and as an alternative investment fund manager with "top up" permissions which enable the firm to carry out certain additional MiFID investment services (pursuant to the European Union (Alternative Investment Fund Managers) Regulations 2013 (S.I. No. 257 of 2013), as amended). Registered in Ireland with the Companies Registration Office (No. 609677). Registered Office: 70 Sir John Rogerson's Quay, Dublin, 2, Ireland. Regulated by the Central Bank of Ireland (No. C173733). We are a member of the Irish Funds Association. All features described in this factsheet are those current at the time of publication and may be changed in the future. Nothing in this factsheet should be construed as advice and it is therefore not a recommendation to buy or sell securities. If in doubt about the suitability of this product, you should seek professional advice. No investment decisions should be made without first reviewing the key information document of the Fund ("KID") which can be obtained from www.lgim.com. This factsheet is only directed at investors resident in jurisdictions where this fund is registered for sale. It is not an offer or invitation to persons outside of those jurisdictions. We reserve the right to reject any applications from outside of such jurisdictions.

This is an advertising document. The state of the origin of the fund is Ireland. In Switzerland, the representative is Acolin Fund Services AG, Maintower, Thurgauerstrasse 36/38, CH-8050 Zurich, Switzerland, whilst the paying agent is NPB Neue Privat Bank AG, Limmatquai 1/am Bellevue, P.O. Box, CH 8024 Zurich. The prospectus, the key information documents, the articles of association as well as the annual and semi-annual reports may be obtained free of charge from the representative. Past performance is no indication of current or future performance. The performance data do not take account of the commissions and costs incurred on the issue and redemption of units.

Information has been obtained from sources believed to be reliable but J.P. Morgan does not warrant its completeness or accuracy. The Index is used with permission. The Index may not be copied, used, or distributed without J.P. Morgan's prior written approval. Copyright 2025, J.P. Morgan Chase & Co. All rights reserved.

Internal Fund Code: 8629