



## Ashoka WhiteOak Emerging Markets Equity Fund

WOEMFEU ID : A sub-fund of Ashoka WhiteOak ICAV, set up as a UCITS

This is a marketing communication. Please refer to the Prospectus and KIID of the fund before making any final investment decisions.

## Investment Objective

The Fund's objective is to seek long-term capital appreciation by primarily investing in equity and equity-related securities of global emerging market companies.

## Fund Facts

Fund Name: Ashoka WhiteOak Emerging Markets Equity Fund  
 Fund Inception Date: June 28, 2022  
 Class F Inception Date: April 15, 2024  
 Firmwide AUM<sup>3</sup>: \$ 7.78 billion  
 Fund AUM: \$ 1.41 billion  
 Manager: Carne Global Fund Managers (Ireland) Limited  
 Investment Manager: Ashoka WhiteOak Capital Pte. Ltd. (Singapore)  
 Investment Advisor: White Oak Capital Management Consultants LLP (India)  
 WhiteOak Capital Asset Management Limited

## Class F Shares Expenses

Management fees: 175bps

Other expenses: 14bps

Total expense ratio<sup>9</sup>: 189bps p.a.

Reference Benchmark: The fund is actively managed. The performance of the Fund is measured against MSCI Emerging Markets Net Total Returns Index\* (€)

Subscription: Daily

Redemption: Daily

Bloomberg Ticker: WOEMFEU ID Equity

ISIN: IE000DUXRKF4

NAV (€): 144.27

## Service Providers

Administrator: HSBC Securities Services Ireland DAC

Banker: HSBC

Custodian: HSBC Continental Europe, Ireland

Auditor & Tax: Ernst & Young LLP

## Investment Policy

The Fund will invest at least two thirds of its net assets in equity and equity related transferable securities listed or traded on recognised markets and/or other collective investment schemes which provide exposure to companies that are domiciled in, or which derive a majority of their economic value, revenue, profits, assets or employee base from emerging markets. The Fund may invest up to one third of its net assets in securities other than those mentioned above.

## The fund is designed for:

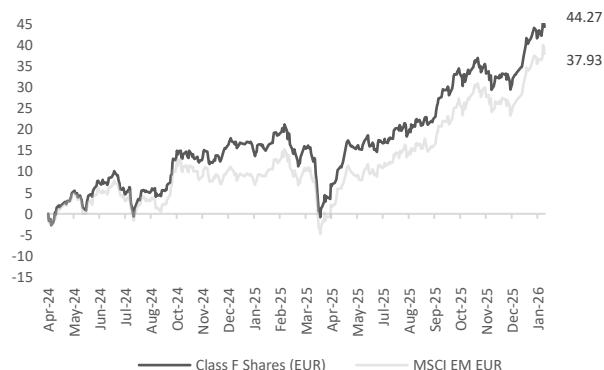
The fund is designed for investors who are looking for a fund that accesses the dynamic emerging markets offering potentially higher returns but with a potentially higher risk profile than that of a more diversified global equity fund. While the fund seeks to achieve its investment objective, investors should understand that the fund's investment objective may not be realised and some or all of your investment is at risk. For further specific risks related to the fund please refer to Risk Considerations below

## Investment Strategy

Seeks to build a long-only portfolio of securities at attractive values through a bottom-up selection process.

Past Performance<sup>3-9</sup>

Past performance does not predict future returns.



Source: Bloomberg, Factset.

Performance (Net of fees, %) <sup>4-9</sup>	January 2026	2025	Part 2024	Trailing, Annualised as at 31 January 2026		Since Inception Cumulative
				1 Year	Since Inception	
Class F Shares NAV (EUR)	7.03	15.64	16.56	23.93	22.66	44.27
MSCI EM (EUR)	7.46	17.76	8.99	24.82	19.63	37.93
Outperformance (bps)	-43	-212	+757	-89	+303	+634

Source: Factset. **Past performance does not predict future returns.** The performance calculation is based on US\$. Currency fluctuations will also affect the value of an investment. Performance figures are net of ongoing charges but exclude any entry or exit fees that may apply. More information in relation to risks in general may be found in the "Risk Factors" section of the prospectus. There is no guarantee that above stated investment objectives will be met. \*Benchmark returns shown are calculated on a net-of-withholding-tax basis and do not include fund-level fees, ensuring a like-for-like currency and cost comparison with the Fund's net performance.

## Ratings and Awards



Source and Copyright: Citywire

Prashant Khemka is A rated by Citywire based on the three year risk-adjusted performance across all funds he is managing to 31 December 2025.

There is no guarantee that similar awards will be obtained by White Oak with respect to existing or future funds or transactions.



## Ashoka WhiteOak Emerging Markets Equity Fund

WOEMFEU ID: A sub-fund of Ashoka WhiteOak ICAV, set up as a UCITS

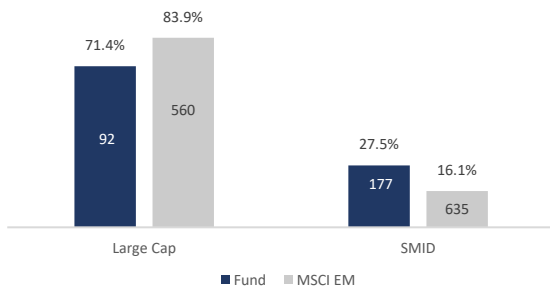
## Exhibit 1: Key Contributors and Detractors

Jan 2026 Key Contributors	Ending Weight (%)	Total Return (%)	Contribution to Alpha (bps)
Samsung Electronics Co.	5.9	+34.0	+20
ASM International N.V.	0.7	+38.9	+16
ASML Holding NV	0.8	+33.6	+16
WinWay Technology	0.4	+37.3	+10
Delta Electronics	1.3	+26.5	+9

Jan 2026 Key Detractors	Ending Weight (%)	Total Return (%)	Contribution to Alpha (bps)
CIE Financiere Richemont	0.7	-10.6	-17
Coupang	0.4	-14.5	-12
China Merchants Bank	0.7	-5.2	-11
Contemporary Amperex	0.7	-4.2	-10
PT Bank Central Asia	0.7	-9.0	-8

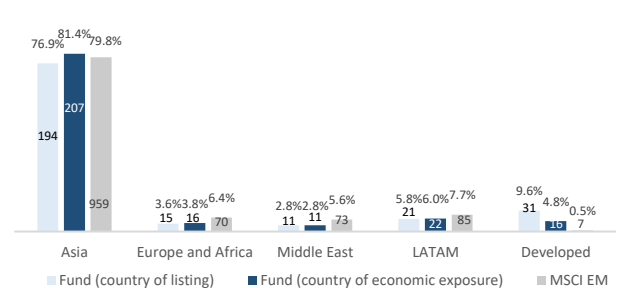
Source: Factset. **Past performance does not predict future returns.** The performance calculation is based on US\$. Currency fluctuations will also affect the value of an investment. Returns may increase or decrease as a result of currency fluctuations.

## Exhibit 2: Market Cap Composition



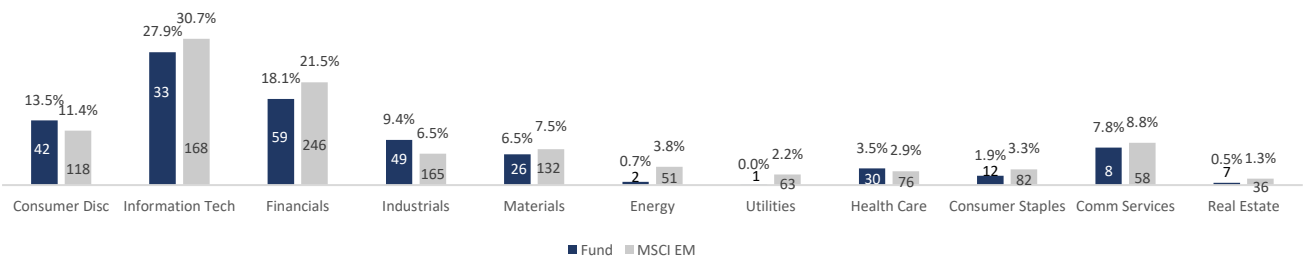
Source: Bloomberg. The numbers inside the bars denote the number of companies in each classification. Allocations shown above are as of the date indicated and may not be representative of future investments. They may not represent all of the portfolio's investments. Future investments may or may not be profitable. Market cap classification as per MSCI.

## Exhibit 3: Regional Composition



Source: Bloomberg. The numbers inside the bars denote the number of companies in each classification. Allocations shown above are as of the date indicated and may not be representative of future investments. They may not represent all of the portfolio's investments. Future investments may or may not be profitable.

## Exhibit 4: Sector Composition



Source: Factset, Bloomberg. The numbers inside the bars denote the number of companies in each classification. Allocations shown above are as of the date indicated and may not be representative of future investments. They may not represent all of the portfolio's investments. Future investments may or may not be profitable.

## Performance Review

The Fund was up 7.03% in January 2026, underperforming the benchmark by 43bps. The key contributors, in USD terms, were Samsung Electronics (+34.0%), ASM International (+38.9%), and WinWay Technology (+37.3%) whereas Richemont (-10.6%), Coupang (-14.5%), and BCA (-9.0%) were the key detractors.

## Market Review

In January 2026, the MSCI EM index was up 7.46%. It outperformed other global indices like the US equities (S&P 500) and MSCI World which returned 0.3% and 1.1% respectively.<sup>11</sup>

For the month, IT Services and Materials outperformed, while Consumer Staples and Communication Services underperformed. Large caps outperformed Mid and Small caps this month. Among major EM markets, South Korea and Brazil outperformed, while India and Indonesia underperformed.<sup>11</sup>



## Ashoka WhiteOak Emerging Markets Equity Fund

Exhibit 5: Portfolio Composition: SOE vs Non SOE weights

	Within the MSCI Country Index		Index Composition		WOEM Fund		Active Exposure		
	Weight in MSCI Index	SOE weight	Non SOE weight	SOE	Non-SOE	SOE	Non-SOE	SOE	Non-SOE
China + HK	26%	28%	72%	7%	19%	3%	22%	-4%	3%
India	13%	11%	89%	1%	12%	1%	14%	-1%	2%
Indonesia	1%	39%	61%	0%	1%	0%	1%	0%	0%
Korea	16%	4%	96%	1%	15%	0%	16%	-1%	1%
Malaysia	1%	53%	47%	1%	1%	0%	1%	-1%	0%
Taiwan	21%	3%	97%	1%	20%	0%	19%	-1%	-2%
Thailand	1%	33%	67%	0%	1%	0%	0%	0%	0%
Others	0%	0%	100%	0%	0%	0%	1%	0%	0%
<b>Asia</b>	<b>80%</b>	<b>14%</b>	<b>86%</b>	<b>11%</b>	<b>68%</b>	<b>4%</b>	<b>73%</b>	<b>-8%</b>	<b>5%</b>
South Africa	4%	0%	100%	0%	4%	0%	1%	0%	-3%
Poland	1%	65%	35%	1%	0%	0%	2%	-1%	1%
Others <sup>1</sup>	2%	12%	88%	0%	1%	0%	1%	0%	-1%
<b>Europe &amp; Africa</b>	<b>6%</b>	<b>14%</b>	<b>86%</b>	<b>1%</b>	<b>6%</b>	<b>0%</b>	<b>4%</b>	<b>-1%</b>	<b>-2%</b>
Brazil	5%	27%	73%	1%	3%	0%	2%	-1%	-1%
Peru	0%	0%	100%	0%	0%	0%	1%	0%	0%
Mexico	2%	0%	100%	0%	2%	0%	2%	0%	0%
Others <sup>2</sup>	1%	9%	91%	0%	1%	0%	1%	0%	0%
<b>LATAM</b>	<b>8%</b>	<b>17%</b>	<b>83%</b>	<b>1%</b>	<b>6%</b>	<b>0%</b>	<b>6%</b>	<b>-1%</b>	<b>-1%</b>
Kuwait	1%	95%	5%	1%	0%	0%	0%	-1%	0%
Qatar	1%	70%	30%	0%	0%	0%	0%	0%	0%
Saudi Arabia	3%	57%	43%	2%	1%	1%	1%	-1%	0%
UAE	1%	96%	4%	1%	0%	1%	1%	-1%	1%
<b>Middle East</b>	<b>6%</b>	<b>72%</b>	<b>28%</b>	<b>4%</b>	<b>2%</b>	<b>1%</b>	<b>2%</b>	<b>-3%</b>	<b>0%</b>
Developed Markets	0%	0%	100%	0%	0%	0%	10%	0%	9%
<b>Total</b>	<b>100%</b>			<b>18%</b>	<b>82%</b>	<b>5%</b>	<b>95%*</b>	<b>-13%</b>	<b>13%</b>

As at 31st January 2026; Source: Bloomberg. Allocations shown above are as of the date indicated and may not be representative of future investments. They may not represent all of the portfolio's investments. Future investments may or may not be profitable.

SOE: State Owned Entities; <sup>1</sup> Includes Czech Republic, Egypt, Greece, Hungary, Romania, Turkey; <sup>2</sup> Includes Colombia, Chile; \* Cash and MSCI EM futures included in non-SOEs

Exhibit 6: Portfolio Composition: Country Weights

Weight (%)	Weight in	By Country of Listing/Incorporation		By Country of Economic Exposure <sup>1</sup>	
		MSCI EM Index	WOEM Fund	Active weight	WOEM Fund
<b>Asia</b>	<b>79.8</b>	<b>76.9</b>	<b>-2.9</b>	<b>81.4</b>	<b>1.6</b>
China + HK	26.3	25.4	(-0.9)	27.6	(1.3)
India	13.3	14.4	1.0	14.4	1.1
Taiwan	21.0	18.5	(-2.5)	20.2	(-0.8)
South Korea	15.7	16.4	0.7	16.4	0.7
Indonesia	1.0	0.9	-0.1	0.9	-0.1
Thailand	1.0	0.2	-0.8	0.2	-0.8
Malaysia	1.2	0.6	-0.6	0.6	-0.6
Others	0.4	0.6	0.2	1.0	0.6
<b>Europe and Africa</b>	<b>6.4</b>	<b>3.6</b>	<b>-2.8</b>	<b>3.8</b>	<b>-2.6</b>
Poland	1.1	1.9	0.8	2.1	1.0
South Africa	3.7	1.1	-2.6	1.1	-2.6
Others	1.7	0.7	-1.0	0.7	-1.0
<b>Middle East</b>	<b>5.6</b>	<b>2.8</b>	<b>-2.7</b>	<b>2.8</b>	<b>-2.7</b>
Saudi Arabia	2.9	1.6	-1.3	1.6	-1.3
UAE	1.4	1.3	-0.1	1.3	-0.1
Qatar	0.6	0.0	-0.6	0.0	-0.6
Kuwait	0.6	0.0	-0.6	0.0	-0.6
<b>LATAM</b>	<b>7.7</b>	<b>5.8</b>	<b>-1.9</b>	<b>6.0</b>	<b>-1.7</b>
Brazil	4.6	2.2	-2.3	2.2	-2.3
Mexico	2.0	2.4	0.4	2.4	0.4
Peru	0.4	0.6	0.2	0.6	0.2
Others	0.8	0.6	-0.2	0.8	0.0
<b>Developed Markets</b>	<b>0.5</b>	<b>9.6</b>	<b>9.1</b>	<b>4.8</b>	<b>4.3</b>
Netherlands (Prosus, ASM, ASML)	0.0	1.7	1.7	0.0	0.0
France (Hermes)	0.0	0.3	0.3	0.0	0.0
Japan (Disco)	0.0	0.3	0.3	0.0	0.0
Singapore (DBS Group, OCBC, GRAB, SGX)	0.0	1.6	1.5	1.3	1.3
Others (CFR, EMR, MAU, IFX, IVN, SMR, DPM, MONC, GLNG, JMT, HSBC, MAD, ARTG, HCC, PRU, PDI, TCG, INCH, GTWO, RXR, FIH, LUNR)	0.4	5.7	5.3	3.5	3.0

As at 31st January 2026; Source: WhiteOak, Bloomberg.

<sup>1</sup> Country from where the largest business value is derived. Allocations shown above are as of the date indicated and may not be representative of future investments. The holdings and/or allocations shown may not represent all of the portfolio's investments. Future investments may or may not be profitable.



## Ashoka WhiteOak Emerging Markets Equity Fund

## Exhibit 7: Portfolio Composition: Net Democracy Score

Weight (%) Region/Country	Net Democracy Score	By Country of Listing/Incorporation		
		MSCI EM	WOEM Fund	Active weight
<b>Most democratic countries</b>	<b>&gt;=7</b>	<b>66.6</b>	<b>70.4</b>	<b>3.8</b>
Taiwan	10	21.0	18.5	-2.5
Poland	10	1.1	1.9	0.8
Developed Markets	10	0.5	9.6	9.1
India	9	13.3	14.4	1.0
Indonesia	9	1.0	0.9	-0.1
Peru	9	0.4	0.6	0.2
South Africa	9	3.7	1.1	-2.6
Brazil	8	4.6	2.2	-2.3
Mexico	8	2.0	2.4	0.4
South Korea	8	15.7	16.4	0.7
Colombia	7	0.2	0.0	-0.2
Malaysia	7	1.2	0.6	-0.6
Europe/Asia/Latam (Others)	8	2.1	1.8	-0.3
<b>Least democratic countries</b>		<b>33.4</b>	<b>28.5</b>	<b>-4.9</b>
Thailand	-3	1.0	0.2	-0.8
Egypt	-4	0.1	0.1	0.0
Turkey	-4	0.5	0.0	-0.5
China	-7	26.3	25.4	-0.9
Kuwait	-7	0.6	0.0	-0.6
UAE	-8	1.4	1.3	-0.1
Qatar	-10	0.6	0.0	-0.6
Saudi Arabia	-10	2.9	1.6	-1.3
<b>Portfolio</b>	<b>4.4</b>			
<b>Benchmark</b>	<b>3.5</b>			

As at 31st January 2026; Source: Polity Project database. Net Democracy Score = Polity score obtained by deducting autocracy score from democracy score. In the Polity database, countries are rated between -10 (full autocracy) to +10 (full democracy).

## Exhibit 8: Portfolio Characteristics

	WOEM Fund	MSCI EM
Number of Holdings	269	1,195
Weighted Avg Market Cap	\$274bn	\$320bn
CY25 ROE	17.0%	13.5%
CY26 P/E	17.0x <sup>3</sup>	13.3x <sup>1</sup>
CY27 P/E	16.2x <sup>3</sup>	12.0x <sup>1</sup>
CY26 OpcoFinco™ P/FCF	19.0x <sup>3</sup>	17.1x <sup>2</sup>
CY27 OpcoFinco™ P/FCF	17.9x <sup>3</sup>	16.0x <sup>2</sup>
Projected Revenue 3 year cagr	18.1% <sup>3</sup>	11.0% <sup>1</sup>
Projected Earnings 3 year cagr	22.0% <sup>3</sup>	19.4% <sup>1</sup>

Source: WhiteOak, Bloomberg, Factset, MSCI

<sup>1</sup> As per consensus estimates

<sup>2</sup> As per WhiteOak and Consensus estimates, for top 500 companies in MSCI EM by weight

<sup>3</sup> As per WhiteOak estimates

The scenarios presented are an estimate of future performance based on evidence from the past on how the value of this investment varies, and/or current market conditions and are not an exact indicator. What you will get will vary depending on how the market performs and how long you keep the investment/product.

## Ashoka WhiteOak Emerging Markets Equity Fund

Notes: (1) The performance numbers are net of expenses for Class F Shares. (2) Fund performance in € v/s MSCI EM (€) Net Index. (3) All data is as of 31 January 2026. Firmwide AUM data refers to aggregate assets under management or investment advisory for White Oak Group. Firmwide AUM data refers to aggregate assets under management or investment advisory for White Oak Group, excluding retail assets of the India asset management company (US\$ 3.48bn). (4) Returns for periods over one year are annualised. The past performance shown has been calculated using €-denominated figures. If the € is not your local currency, the returns shown may increase or decrease when converted into your local currency. (5) Inception performance shown here is for 15 April 2024 to 31 January 2026. (6) The MSCI World Index and "Other Indices" ("Indices") are included merely for reference purposes and to provide data on the general trends in equity markets. Indices are provided for illustrative purposes only and are not intended to imply that the Ashoka WhiteOak Emerging Markets Equity Fund (the "Fund") would be comparable to any index either in composition or element of risk. The comparison of the performance of the Fund to the Indices may be inappropriate because the Fund differs in diversification and may be more or less volatile than the Indices and may include securities which are substantially different than the securities in the Indices. Comparisons to returns of indices should not be viewed as a representation that the Fund's portfolio is comparable to the securities that comprise any Indices. (7) **Past performance is no guarantee of future results.** (8) All returns and % changes are in € terms unless otherwise stated. (9) Source: Bloomberg, Factset. (10) Total Expense Ratio is for the month of December 2025. (11) All returns and % changes are in € terms unless otherwise stated. The MSCI Emerging Markets Index captures large and mid cap representation across 24 Emerging Markets (EM) countries. The S&P 500, is a stock market index that measures the stock performance of 500 large companies listed on stock exchanges in the United States. The MSCI World Index captures large and mid cap representation across 23 Developed Markets (DM) countries. Sources for the cited data are Bloomberg, MSCI, and S&P Dow Jones Indices; data to 31 January 2026.

### Key risk factors:

**Market and Selection Risk:** Market risk is the risk that the market will go down in value, with the possibility that such changes will be sharp and unpredictable. Selection risk is the risk that the investments that a Fund's portfolio managers select will underperform the market or other funds with similar investment strategies.

**Emerging and Frontier Markets Risk:** Investing in emerging and frontier markets involves additional risks not typically associated with investing in more established economies and markets. Such risks may include greater social, economic and political uncertainty.

**Risks associated with investments in China:** The Fund's financial results could be adversely affected by adjustments in the PRC's state plans, political, economic and social conditions, changes in the policies of the PRC government and laws and regulations, in particular where investments are made through Stock Connect.

**Geographical Risk:** The value of the Fund's securities may be affected by social, political and economic developments and laws relating to foreign investment in the EM Market. There is no guarantee that the rapid growth experienced by EM economies will continue. Investment in markets such as these may expose the Fund to more volatility than investment in more stable markets. EM stock markets have experienced problems such as exchange closures, broker defaults, settlement delays, work stoppages and trading improprieties that, if they reoccurred, could have a negative impact on the liquidity and value of the Fund. Furthermore, accounting and auditing standards in some EMs may be different and less stringent than in other countries.

**Currency Risk:** Many of the Fund's investments will be denominated in currencies other than the currency of the share class purchased by the investor which may be affected by adverse currency movements. The Fund will not attempt to hedge against currency fluctuations.

**Derivatives Risk:** The Fund may invest in financial derivative instruments (FDIs) to hedge against risk and/or to increase return. The use of derivatives may create leverage that could magnify both gains and losses. There is no guarantee that the Fund's use of derivatives for either purpose will be successful. Derivatives are subject to counterparty risk (including potential loss of instruments) and are highly sensitive to underlying price movements, interest rates and market volatility and therefore come with a greater risk.

**Operational Risk (including safekeeping of assets):** The Fund and its assets may experience material losses as a result of technology/system failures, cybersecurity breaches, human error, policy breaches, and/or incorrect valuation of units.

**Liquidity Risk:** The Fund may invest in securities which may, due to negative market conditions, become difficult to sell or may need to be sold at an unfavourable price. This may affect the overall value of the Fund. Attention is drawn to the risk that the value of the principal invested in the Fund may fluctuate.

**Sustainability Risk:** The Fund may be subject to sustainability risk which is the risk that an environmental, social or governance event or condition, if it occurs, may have a material negative impact on the value of an investment. Sustainability Risk relates solely to potential financial impacts from ESG events; it should not be interpreted as indicating that the Fund seeks to deliver positive environmental or social benefits.

**For more information on risks, please see the section entitled "Investment Risks" in the Prospectus of the ICAV and Supplement of the Fund.**



## Ashoka WhiteOak Emerging Markets Equity Fund

### Important Disclosures

THIS MATERIAL DOES NOT CONSTITUTE AN OFFER OR SOLICITATION IN ANY JURISDICTION WHERE OR TO ANY PERSON TO WHOM IT WOULD BE UNAUTHORIZED OR UNLAWFUL TO DO SO

This document is issued by Ashoka WhiteOak ICAV (registration number C 180440). The Fund is an open-ended sub-fund of Ashoka WhiteOak ICAV which is an umbrella fund constituted as an Irish Collective Asset-management Vehicle under the laws of Ireland with segregated liability between sub-funds and authorised by the Central Bank of Ireland pursuant to the European Communities (Undertakings for Collective Investment in Transferable Securities) Regulations 2011 (as amended). The Management Company of the ICAV is Carne Global Fund Managers (Ireland) Limited located in Dublin.

■ Documents providing further detailed information about the fund, including the prospectus, supplement (collectively, the "Offering Document") and key investor information document (KIID), annual/semi-annual report (as applicable), and a summary of your investor rights, are available free of charge in English language and, as required, in your local language by navigating to your local language landing page <https://funds.carnegroup.com/ashoka-whiteoak-icav> and also from the fund's local facilities agents as provided in the Offering Document. The Offering Document is not available in French. The KIID is available in English, Danish, Dutch, French, German, Italian, Norwegian, Portuguese, Spanish and Swedish. If the management company, decides to terminate its arrangement for marketing the fund in any EEA country where it is registered for sale, it will do so in accordance with the relevant UCITS rules. ■ The promoted investment concerns the acquisition of units in a fund, and not in a given underlying asset such as building or shares of a company, as these are only the underlying assets owned by the fund ■ There is no guarantee that objectives will be met. ■ Capital is at risk ■ The cost of investment may increase or decrease as a result of currency and exchange rate fluctuations. Currency fluctuations will also affect the value of an investment ■ The value of your investments and the income received from them can fall as well as rise. You may not get back the amount you invested. ■ References to indices, benchmarks or other measures of relative market performance over a specified period of time are provided for your information only and do not imply that the portfolio will achieve similar results. The index composition may not reflect the manner in which a portfolio is constructed. ■ While the manager seeks to design a portfolio which reflects appropriate risk and return features, portfolio characteristics may deviate from those of the benchmark. This is an actively managed fund that is not designed to track its reference benchmark. Therefore, the performance of the fund and the performance of its reference benchmark may diverge. In addition, stated reference benchmark returns do not reflect any management or other charges to the fund, whereas stated returns of the fund do. ■ Emerging markets securities may be less liquid and more volatile and are subject to a number of additional risks, including but not limited to currency fluctuations and political instability. ■ The investment manager does not provide legal, tax or accounting advice to its clients. All investors are strongly urged to consult with their legal, tax, or accounting advisors regarding any potential transactions or investments. There is no assurance that the tax status or treatment of a proposed transaction or investment will continue in the future. ■ Tax treatment or status may be changed by law or government action in the future or on a retroactive basis. Any reference to a specific company or security does not constitute a recommendation to buy, sell, hold or directly invest in the company or its securities. It should not be assumed that investment decisions made in the future will be profitable or will equal the performance of the securities discussed in this document. The tax treatment depends on the individual circumstances of each client and may be subject to change in the future. ■ The award/s may not be representative of a particular investor's experience or the future performance of any White Oak funds. ■ Neither the firm, nor its directors, partners, employees, agents or representatives shall be liable for any damages whether direct or indirect, incidental, special or consequential including lost capital, lost revenue or lost profits that may arise from or in connection with the use of this information. ■ This document should not be relied by persons who are not qualified to receive such information in their respective jurisdiction. ■ For further information on the fees please refer to the KIID ■ Please note that for the purposes of the European Sustainable Finance Disclosure Regulation ("SFDR"), the product is an Article 8 product that promotes environmental and social characteristics. Please note that this material includes certain information on WO's sustainability practices, at an organizational and investment team level, which may not necessarily be reflected in the portfolio. Please refer to the offering documents of any product(s) prior to investment, for full details of the product, including details on how and the extent to which the product(s) takes ESG considerations into account on a binding or non-binding basis. Further information in relation to the sustainability-related aspects of the Fund can be found at: <https://funds.carnegroup.com/ashoka-whiteoak-icav>. A decision to invest should take into account all of the objective and characteristics of the Fund as set out in more detail in the Fund documents. ■ This information discusses general market activity, industry or sector trends, or other broad-based economic, market or political conditions and should not be construed as research or investment advice.

### Glossary of terms used

- AUM : Assets Under Management
- Bps: Basis Points (One basis point is equivalent to 0.01%)
- GICS: The Global Industry Classification Standard
- CAGR: Compound Annual Growth Rate
- SOE: State Owned Enterprises
- IMI: Investable Market Index
- SMID: Small and Mid-capitalization stocks
- TER: Total Expense ratio
- ROE: Return on Equity
- P/E: Price to Earnings
- P/FCF: Price to Free Cash Flow
- OpCo: Operating part of the company
- FinCo: Financing part of the company
- OpcoFinco Framework: WhiteOak's proprietary cash-flow based valuation framework. Under this framework any company (for example 'ABC Ltd') can be considered as comprising of two entities: (1) Financing company (say 'ABC FinCo') and (2) Operating company (say 'ABC OpCo').

## Ashoka WhiteOak Emerging Markets Equity Fund

In the United Kingdom this material is a financial promotion issued by White Oak Capital Management (UK) Ltd and approved by Carne International Financial Services (UK) Limited, entities regulated by the Financial Conduct Authority. This UCITS is authorised overseas and not in the United Kingdom. As a result, the UK Financial Ombudsman Service is unlikely to consider complaints related to the UCITS, its management company, or its depository. Additionally, claims for losses related to the management company or the depository will not be covered under the UK Financial Services Compensation Scheme. The rules made under the Financial Services and Markets Act 2000 for the protection of retail clients do not apply to this Fund or to this marketing material. Prospective investors should consider obtaining financial advice before deciding to invest and should refer to the prospectus of the UCITS for more information. This Fund is based overseas and is not subject to UK sustainable investment labelling and disclosure requirements. The regulatory protections afforded to retail clients under the Financial Services and Markets Act 2000, including the FCA's Client Assets and conduct-of-business rules, do not apply to the Fund. In addition, investors will not have access to the UK Financial Services Compensation Scheme in relation to any investment in the Fund.

White Oak Capital Management (DIFC) Limited is registered in the Dubai International Financial Centre ("DIFC") with No. 7166 and regulated by the Dubai Financial Services Authority ("DFSA"), reference number F008291, for the provision of the Financial Services of Advising on Financial Products and Arranging Deals in Investments. White Oak Capital Management (DIFC) Limited's registered office is at Unit GV-00-04-03-BC-02-0, Level 3, Gate Village Building 04, Dubai International Financial Centre, Dubai, United Arab Emirates. All communications and services are directed at Professional Clients only. Persons other than Professional Clients as defined in the DFSA Conduct of Business Rule 2.3.2, such as any Person who is classified as Retail Client, are NOT the intended recipients of our communications or services.

All investments involve risk. White Oak Capital Management (DIFC) Limited represents that the units/shares of any Fund referred to in this document shall not be offered, sold or publicly promoted or advertised in the DIFC other than in compliance with the applicable DIFC laws and DFSA rules and regulations governing the issue, offering and sale of units/shares in foreign domiciled funds.

The Fund referred to in this material is not subject to any form of regulation or approval by the Dubai Financial Services Authority (DFSA). The DFSA has no responsibility for reviewing or verifying any prospectus or other document in connection with this Fund.

This document is intended for distribution in or from the DIFC only to Professional Clients as defined under the DFSA Conduct of Business Rules. It must not be delivered to, or relied on by, Retail Clients.

Prospective investors should refer to the Prospectus, KIID, and other offering documents before making an investment decision

This marketing material must only be read in conjunction with the accompanying Memorandum, the Irish Prospectus of the ICAV dated 29 February 2024 and its related Supplement(s) and any addenda thereto, as may be amended from time to time (collectively, the "Offering Document"). The contents of this marketing material have not been reviewed by any regulatory authority in Hong Kong. You are advised to exercise caution in relation to the offer. If you are in any doubt about any of the contents of this marketing material or the Offering Document, you should obtain independent professional advice.

The Fund is not a registered managed investment scheme, nor is it required to be registered as a managed investment scheme, and this Memorandum is not a product disclosure document lodged or required to be lodged with the Australian Securities and Investments Commission. Interests in the Fund will only be offered in Australia to persons to whom such securities may be offered without a product disclosure statement under Part 7.9 of the Corporations Act 2001 (Cth). Prospective investors in Australia should confer with their professional advisors if in any doubt about their position.

The marketing material is issued by Ashoka WhiteOak ICAV for countries in Europe, where the Fund is permitted. This Fund is based overseas and is not subject to UK sustainable investment labelling and disclosure requirements.

### Notice to Canadian Recipients

This document is being provided for information purposes only and is not being delivered to you in the context of an offering of securities. Any offering of securities will only be conducted on a private placement basis in those jurisdictions and to those persons where and to whom they may be lawfully sold and therein only by entities permitted to sell such securities. This document is not, and under no circumstances should it be construed as, an offering memorandum, prospectus, advertisement or public offering of securities.

■ Confidentiality: No part of this material may, without White Oak's prior written consent, be (i) copied, photocopied or duplicated in any form, by any means, or (ii) distributed to any person that is not an employee, officer, director, or authorized agent of the recipient.

© 2026 White Oak. All rights reserved.

Distributors have been appointed to market the Fund in the Netherlands. Carne Global Fund Managers (Ireland) Limited a management company of undertakings for collective investment in transferable securities ("UCITS") within the meaning of the UCITS Directive and is authorised to offer participations in the Sub-Fund to investors in the Netherlands on a cross border basis and is registered as such in the register kept by the Autoriteit Financiële Markten ("AFM") [www.afm.nl](http://www.afm.nl). The Fund is registered in Spain with the Comisión Nacional del Mercado de Valores ("CNMV") under registration number 1847.



## Ashoka WhiteOak Emerging Markets Equity Fund

**DISCLAIMER:** The Fund has appointed Waystone Fund Services (Switzerland) SA as the Swiss Representative. Av. Villamont 17, 1005 Lausanne, Switzerland, Tel: +41 21 311 17 77, email: [switzerland@waystone.com](mailto:switzerland@waystone.com). The Fund's Swiss paying agent is Helvetische Bank AG. The Prospectus, the Key Investor Information Documents, the Instrument of Incorporation as well as the annual and semi-annual reports may be obtained free of charge from the Swiss Representative in Lausanne. In respect of the Shares distributed in or from Switzerland, the place of performance and jurisdiction is at the registered office of the Swiss Representative. The issue and redemption prices are published at each issue and redemption on [www.fundinfo.com](http://www.fundinfo.com).

US: For US investors, the Fund is relying on SEC Rule 15a-6 under the Securities Exchange Act of 1934 regarding exemptions from broker-dealer registration for foreign broker dealers. Foreside Global Services, LLC is acting as the chaperoning broker dealer for the Fund for the purposes of soliciting and effecting transactions with or for U.S. institutional investors or major U.S. institutional investors.

Compliance Code – 05H0220261410J