



USD Class I Acc | ISIN: IE00BFMFDD19

This document is an advertisement for marketing purposes. Before subscribing please read the Prospectus and the KID/KIID.

NAV per Share

USD Class I Acc US\$14.14

Fund Details

Fund Size US\$3,388.8 m
Base Currency USD
Denominations USD/GBP/EUR
Fund Structure UCITS
Domicile Ireland
Launch Date 29 June 2018
Investment Manager Polar Capital LLP
SFDR Classification¹ Article 8

Fund Managers


Jorry Nøddekær

Fund Manager

Jorry has managed the fund since launch, he joined Polar Capital in 2018 and has 25 years of industry experience.



Fund Profile

Investment Objective

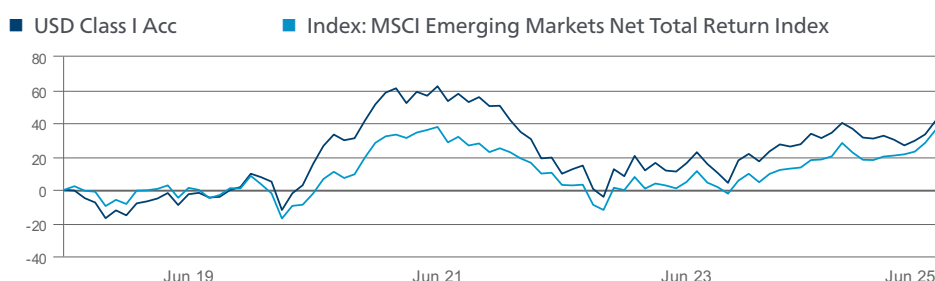
The Fund's investment objective is to achieve long term capital growth. The Fund seeks to achieve its objective by investing in a broad range of shares from companies in emerging markets (developing countries), or from companies which generate a significant amount of their business from emerging market countries.

Key Facts

- Team of dedicated sector specialists
- Fundamentally-driven analysis and stock selection
- ESG-based analysis incorporated as part of the investment process
- Typically 45-65 positions

Share Class Performance

Performance Since Launch (%)



| | 1m | 3m | YTD | 1yr | 3yrs | 5yrs | Since Launch | |
|-----------------|------|-------|-------|-------|-------|-------|--------------|------|
| USD Class I Acc | 6.08 | 11.60 | 8.10 | 5.76 | 28.90 | 22.42 | 41.40 | 5.07 |
| Index | 6.01 | 11.99 | 15.27 | 15.29 | 32.02 | 38.99 | 35.90 | 4.47 |

Discrete Annual Performance (%)

| 12 months to | 30.06.25 | 28.06.24 | 30.06.23 | 30.06.22 | 30.06.21 |
|-----------------|----------|----------|----------|----------|----------|
| USD Class I Acc | 5.76 | 15.26 | 5.74 | -32.37 | 40.43 |
| Index | 15.29 | 12.55 | 1.75 | -25.28 | 40.90 |

Calendar Year Performance (%)

| | 2024 | 2023 | 2022 | 2021 | 2020 | 2019 | 2018 | 2017 | 2016 | 2015 |
|-----------------|------|-------|--------|-------|-------|-------|------|------|------|------|
| USD Class I Acc | 7.57 | 12.38 | -28.11 | -0.53 | 37.92 | 29.52 | - | - | - | - |
| Index | 7.50 | 9.83 | -20.09 | -2.54 | 18.31 | 18.42 | - | - | - | - |

Performance relates to past returns and is not a reliable indicator of future returns.
Performance for the USD Class I Acc. The class launched on 29 June 2018. Performance data is shown in USD. Source: Northern Trust International Fund Administration Services (Ireland) Ltd. Benchmark performance shown in USD. Source: Bloomberg. If this is not your local currency, exchange rate fluctuations may cause performance to increase or decrease when converted into your local currency. Performance data takes account of fees paid by the Fund but does not take account of any commissions or costs you may pay to third parties when subscribing for or redeeming shares or any taxes or securities account charges that you may pay on your investment in the Fund. Such charges will reduce the performance of your investment. A 5% subscription fee can be charged at the Investment Managers discretion.

1. Refers to the EU Sustainable Finance Disclosure Regulation

Portfolio Exposure

As at 30 June 2025

Top 10 Positions (%)

| | |
|-----------------------|-----|
| TSMC | 9.8 |
| Tencent | 7.7 |
| Alibaba Group Holding | 3.6 |
| Reliance Industries | 3.4 |
| ICICI Bank | 3.4 |
| Samsung Electronics | 3.4 |
| Phoenix Mills | 2.8 |
| SK Hynix | 2.4 |
| Alia Group | 2.4 |
| MediaTek | 2.3 |

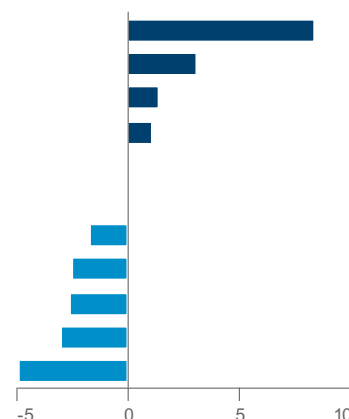
Total **41.1**
Total Number of Positions **58**
Active Share **70.72%**

Market Capitalisation Exposure (%)

| | |
|----------------------------|------|
| Large Cap (>US\$10 bn) | 69.3 |
| Mid Cap (US\$1 bn - 10 bn) | 27.4 |
| Small Cap (<US\$1 bn) | 2.8 |
| Cash | 0.6 |

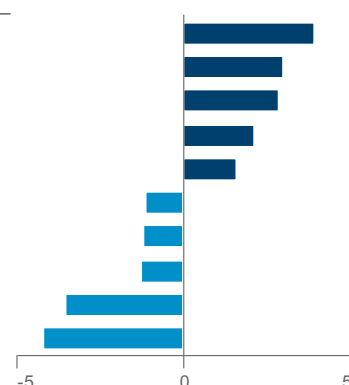
Sector Exposure - Top Overweights & Underweights Relative to Index (%)

| | Fund | Relative |
|------------------------|------|----------|
| Information Technology | 32.8 | 8.4 |
| Real Estate | 4.7 | 3.1 |
| Consumer Discretionary | 14.2 | 1.4 |
| Communication Services | 10.7 | 1.1 |
| Energy | 4.4 | 0.0 |
| Industrials | 6.6 | 0.0 |
| Health Care | 1.6 | -1.7 |
| Materials | 3.4 | -2.5 |
| Utilities | 0.0 | -2.6 |
| Consumer Staples | 1.4 | -3.0 |
| Financials | 19.6 | -4.9 |



Geographic Exposure - Top Overweights & Underweights Relative to Index (%)

| | Fund | Relative |
|--------------|------|----------|
| Viet Nam | 3.9 | 3.9 |
| Hong Kong | 3.1 | 3.0 |
| Singapore | 3.3 | 2.8 |
| Uruguay | 2.2 | 2.2 |
| Taiwan | 20.4 | 1.6 |
| Poland | 0.0 | -1.1 |
| Indonesia | 0.0 | -1.2 |
| Malaysia | 0.0 | -1.3 |
| Saudi Arabia | 0.0 | -3.5 |
| China | 23.7 | -4.2 |



The column headed "Fund" refers to the percentage of the Fund's assets invested in each country/sector. The column headed "Relative" refers to the extent to which the Fund is overweight or underweight in each country/sector compared (relative) to the index.

Note: Totals may not sum due to rounding. It should not be assumed that recommendations made in future will be profitable or will equal performance of the securities in this document. A list of all recommendations made within the immediately preceding 12 months is available upon request.

Share Class Information

| Share Class | Bloomberg | ISIN | SEDOL | Minimum Investment | OCF [†] | Perf. Fee |
|-------------|------------|---------------|----------|--------------------|------------------|-----------|
| EUR I Acc | POEMSIE ID | IE00BFMFDF33 | BFMFDF3 | - | 0.87% | N/A |
| GBP I Acc | POEMSIG ID | IE00BFMFDDG40 | BFMFDDG4 | - | 0.87% | N/A |
| USD I Acc | POEMSUI ID | IE00BFMFDD19 | BFMFDD1 | - | 0.87% | N/A |
| EUR R Acc | POEMSRE ID | IE00BFMFDB94 | BFMFDB9 | - | 1.37% | N/A |
| GBP R Acc | POEMSRG ID | IE00BFMFDC02 | BFMFDC0 | - | 1.37% | N/A |
| USD R Acc | POEMSRU ID | IE00BFMFDD979 | BFMFDD97 | - | 1.37% | N/A |

[†]Ongoing Charges Figure (OCF) is the latest available, as per the date of this factsheet.

Risks

- **Capital is at risk and there is no guarantee the Fund will achieve its objective. Investors should make sure their attitude towards risk is aligned with the risk profile of the Fund before investing.**
- **Past performance is not a reliable guide to future performance. The value of investments may go down as well as up and you might get back less than you originally invested as there is no guarantee in place.**
- The value of a fund's assets may be affected by uncertainties such as international political developments, market sentiment, economic conditions, changes in government policies, restrictions on foreign investment and currency repatriation, currency fluctuations and other developments in the laws and regulations of countries in which investment may be made. Please see the Fund's Prospectus for details of all risks.
- The Fund invests in the shares of companies and share prices can rise or fall due to several factors affecting global stock markets.
- The Fund uses derivatives which carry the risk of reduced liquidity, substantial loss, and increased volatility in adverse market conditions, such as failure amongst market participants.
- The Fund invests in assets denominated in currencies other than the Fund's base currency. Changes in exchange rates may have a negative impact on the Fund's investments. If the share class currency is different from the currency of the country in which you reside, exchange rate fluctuations may affect your returns when converted into your local currency.
- The Fund invests in emerging markets where there is a greater risk of volatility due to political and economic uncertainties, restrictions on foreign investment, currency repatriation and currency fluctuations. Developing markets are typically less liquid which may result in large price movements to the Fund.

Glossary

Active Share

Active Share is a measure of the percentage of stock holdings in a fund that differ from the benchmark index.

Alpha

The excess return on an investment in the fund compared to the benchmark.

Annual Fee

A charge made each year to cover the expenses associated with running the fund. Although it is expressed in annual percentage figures it is usually split into 12 monthly amounts and taken from the fund monthly.

Base Currency

The currency in which the net asset value of each portfolio is calculated.

Discrete Annual Performance

Discrete performance is calculated between two fixed specific time and static dates.

Geographic Exposure

The geographical location in which the holdings of the Fund are listed. Exposure represents the relative risk particular to the percentage of investment in that particular geographic location.

Hedged Class

A share class which is denominated in a currency other than the base currency of the portfolio. The investment manager employs techniques and instruments to protect against fluctuations between the class and the base currency of the portfolio.

Market Capitalisation Exposure

The percentage of the fund's assets that are invested in companies having market capitalisation of a particular size.

NAV per Share

Is an expression for net asset value that represents a fund's value per share. It is calculated by dividing the total net asset value of the fund or company by the number of shares outstanding.

Ongoing Charges Figure (OCF)

This is a figure representing all annual charges and other payments taken from the fund.

Share Class

Share class is a designation applied to a share in a fund. Different share classes within the same fund will confer different rights on their owners.

Important Information

This is a marketing communication and does not constitute a solicitation or offer to any person to buy or sell any related securities or financial instruments. Any opinions expressed may change. This document does not contain information material to the investment objectives or financial needs of the recipient. This document is not advice on legal, taxation or investment matters. Tax treatment depends on personal circumstances. Investors must rely on their own examination of the fund or seek advice. Investment may be restricted in other countries and as such, any individual who receives this document must make themselves aware of their respective jurisdiction and observe any restrictions.

A decision may be taken at any time to terminate the marketing of the Fund in any EEA Member State in which it is currently marketed. Shareholders in the affected EEA Member State will be given notification of any decision and provided the opportunity to redeem their interests in the Fund, free of any charges or deductions, for at least 30 working days from the date of the notification.

Investment in the Fund is an investment in the shares of the Fund and not in the underlying investments of the Fund. Further information about fund characteristics and any associated risks can be found in the Fund's Key Information Document or Key Investor Information Document ("KID" or "KIID"), the Prospectus (and relevant Fund Supplement), the Articles of Association and the Annual and Semi-Annual Reports. Please refer to these documents before making any final investment decisions. These documents are available free of charge at Polar Capital Funds plc, Georges Court, 54-62 Townsend Street, Dublin 2, Ireland, via email by contacting Investor-Relations@polarcapitalfunds.com or at www.polarcapital.co.uk. The KID is available in the languages of all EEA member states in which the Fund is registered for sale; the Prospectus, Annual and Semi-Annual Reports and KIID are available in English.

The Fund promotes, among other characteristics, environmental or social characteristics and is classified as an Article 8 fund under the EU's Sustainable Finance Disclosure Regulation (SFDR). For more information, please see the Prospectus and relevant Fund Supplement.

ESG and sustainability characteristics are further detailed on the investment manager's website: <https://www.polarcapital.co.uk/ESG-and-Sustainability/Responsible-Investing/>.

A summary of investor rights associated with investment in the Fund can be found [here](#). This document is provided and approved by both Polar Capital LLP and Polar Capital (Europe) SAS.

Polar Capital LLP is authorised and regulated by the Financial Conduct Authority ("FCA") in the United Kingdom, and the Securities and Exchange

Commission ("SEC") in the United States. Polar Capital LLP's registered address is 16 Palace Street, London, SW1E 5JD, United Kingdom.

Polar Capital (Europe) SAS is authorised and regulated by the Autorité des marchés financiers (AMF) in France. Polar Capital (Europe) SAS's registered address is 18 Rue de Londres, Paris 75009, France.

Polar Capital LLP is a registered Investment Advisor with the SEC. Polar Capital LLP is the investment manager and promoter of Polar Capital Funds plc – an open-ended investment company with variable capital and with segregated liability between its sub-funds – incorporated in Ireland, authorised by the Central Bank of Ireland and recognised by the FCA. Bridge Fund Management Limited acts as management company and is regulated by the Central Bank of Ireland. Registered Address: Percy Exchange, 8/34 Percy Place, Dublin 4, Ireland.

For UK Investors: The Fund is recognised in the UK under the Overseas Funds Regime (OFR) but it is not a UK-authorised Fund. UK investors should be aware that they may not be able to refer a complaint against its Management Company or its Depositary to the UK's Financial Ombudsman Service. Any claims for losses relating to the Management Company or the Depositary will not be covered by the Financial Services Compensation Scheme, in the event that either entity should become unable to meet its liabilities to investors. For information on the complaint process to the Management Company, please see the Country Supplement for this fund available at <https://www.polarcapital.co.uk/>.

Benchmark The Fund is actively managed and uses the MSCI Emerging Markets Net Total Return Index as a performance target. The benchmark has been chosen as it is generally considered to be representative of the investment universe in which the Fund invests. The performance of the Fund is likely to differ from the performance of the benchmark as the holdings, weightings and asset allocation will be different. Investors should carefully consider these differences when making comparisons. Further information about the benchmark can be found [here](#). The benchmark is provided by an administrator on the European Securities and Markets Authority (ESMA) register of benchmarks which includes details of all authorised, registered, recognised and endorsed EU and third country benchmark administrators together with their national competent authorities.

Country Specific Disclaimers Please be aware that not every share class of every fund is available in all jurisdictions. When considering an investment into the Fund, you should make yourself aware of the relevant financial, legal and tax implications. Neither Polar Capital LLP nor Polar Capital Funds plc shall be liable for, and accept no liability for, the use or misuse of this document.

Administrator Details

Northern Trust International Fund
Administration Services (Ireland) Ltd

| | |
|-----------|-------------------|
| Telephone | +(353) 1 434 5007 |
| Fax | +(353) 1 542 2889 |
| Dealing | Daily |
| Cut-off | 15:00 Irish time |

The Netherlands This factsheet is for professional client use only in the Netherlands and it is intended that the Fund will only be marketed to professional clients in the Netherlands. Polar Capital Funds plc is authorized to offer shares in the Polar Capital Funds plc - Emerging Market Stars Fund to investors in the Netherlands on a cross border basis and is registered as such in the register kept by the Dutch Authority for the Financial Markets ("AFM") www.afm.nl.

Spain The Fund is registered in Spain with the Comisión Nacional del Mercado de Valores ("CNMV") under registration number 1180.

Switzerland The principal Fund documents (the Prospectus, Fund Supplement, KIDs, Memorandum and Articles of Association, Annual Report and Semi-Annual Report) of the Fund may be obtained free of charge from the Swiss Representative. The Fund is domiciled in Ireland. The Swiss representative is FundRock Switzerland SA, Route de Cité-Ouest 2, 1196 Gland, Switzerland. The paying agent in Switzerland is Banque Cantonale de Genève, 17 quai de l'Île, 1204 Geneva, Switzerland.

Austria / Belgium / Finland / France / Germany / Gibraltar / Guernsey / Ireland / Italy / Liechtenstein / Luxembourg / Netherlands / Norway / Spain / Sweden / Switzerland and the United Kingdom

European Representatives

Austria / Germany / France / Luxembourg Facilities Agent

Zeidler Legal Process Outsourcing Limited
19-22 Lower Baggot Street
Dublin 2 D02 X658
Ireland
Email: facilities_agent@zeidlerlegalservices.com

Swiss Representative

The Swiss representative FundRock Switzerland SA, Route de Cité-Ouest 2, 1196 Gland, Switzerland.

Swiss Paying Agent

The paying agent in Switzerland is Banque Cantonale de Genève, 17 quai de l'Île, 1204 Geneva, Switzerland.