

Man AHL Multi Strategy Alternative



MONTHLY SUMMARY REPORT: 29 DECEMBER 2017

REPORTING CLASS: Man AHL Multi Strategy Alternative DN USD

FUND AIM

Man AHL Multi Strategy Alternative is a multi-strategy fund offering access to a diversified portfolio of AHL strategies. It aims to achieve medium-term capital growth in all market conditions by being broadly diversified along system styles, asset classes, regions and time horizons, and by allocating all or substantially all of its assets in accordance with a quantitative investment approach. This approach uses a computerised process to identify investment opportunities and seeks to be uncorrelated to equities and bonds.

A complete description of fund aims is set out in the fund's prospectus.

FUND RISKS

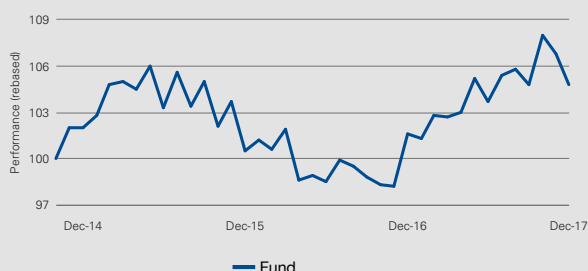
The value of your investment and the income from it may rise as well as fall and you may not get back the amount originally invested. Prior to investing in the Fund investors should carefully consider the risks associated with investing, whether the Fund suits their investment requirements and whether they have sufficient resources to bear any losses which may result from an investment in the Fund. Investors should only invest if they understand the terms on which the Fund is offered. Investors should consider the following risks and where appropriate seek professional advice before investing: **Market Risk, Counterparty Risk, Currency Risk, Liquidity Risk, Financial Derivatives Instruments, Leverage Risk, Emerging Markets, Non-Investment Grade Securities, Model and Data Risk.** More details can be found in the risk glossary.

Prior to making investments investors should read and consider the fund's offering documents.

DISCRETE PERFORMANCE

	31 Dec 12 - 31 Dec 13	31 Dec 13 - 31 Dec 14	31 Dec 14 - 31 Dec 15	31 Dec 15 - 31 Dec 16	31 Dec 16 - 29 Dec 17
Reporting Class	N/A	N/A	-1.50%	1.11%	3.19%

PERFORMANCE CHART (SINCE INCEPTION)



Source: Man Group plc (29 December 2017)

PERFORMANCE RETURNS

	Reporting Shareclass
1 Month	-1.84%
3 Months	0.01%
6 Months	1.12%
YTD	3.19%
1 Year	3.19%
3 Years	2.77%
5 Years	N/A
Since Inception	4.85%

Past Performance is not indicative of future performance. Returns may increase or decrease as a result of currency fluctuations. Performance data is shown net of the reporting class Ongoing Charge Figure (or TER), performance fees and transaction costs and gross of taxes with gross dividend income reinvested, and does not take into account sales and redemption charges where such costs are applicable. Other share classes may charge different fees.

SYNTHETIC RISK & REWARD INDICATOR (SRRI)

Lower Risk Higher Risk
Typically Lower Rewards Typically Higher Rewards

1	2	3	4	5	6	7
---	---	---	---	---	---	---

See Glossary for an explanation of the SRRI Calculation

FUND DETAILS

Inception Date ¹	14 November 2014
Fund Size	USD 163,192,708
Portfolio Manager(s)	Nick Granger, Tom Bowles
Structure	UCITS
Domicile	Ireland
Valuation Frequency	Daily
Dealing Frequency	Daily
Subscriptions	Before 13:00 (Dublin) on dealing date
Redemptions	Before 13:00 (Dublin) on dealing date
Investment Type	Accumulating
Ongoing Charge Figure (OCF) ¹	2.21%
Performance Fee ¹	20.00%

¹ Refers to the reporting share class only. Other classes may differ.

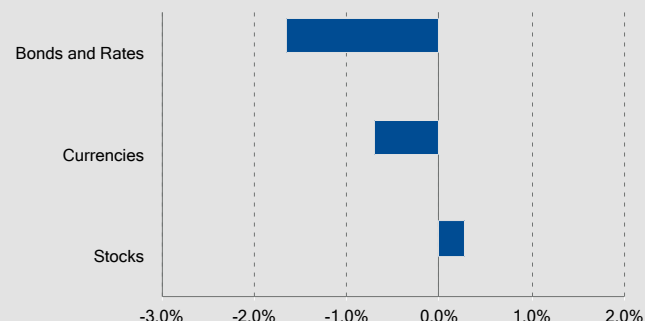
PERFORMANCE STATISTICS (SINCE INCEPTION)

	Reporting Shareclass
Annualised Return	1.53%
Annualised Volatility	5.77%
Sharpe Ratio ²	0.13
Leverage	5.26

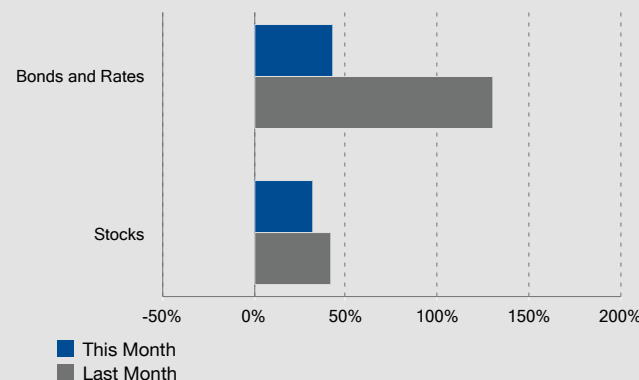
² Sharpe ratio is an absolute measure of risk-adjusted return, negative Sharpe ratios are not shown as they can be misleading.

EXPOSURE ANALYSIS

GROSS PERFORMANCE CONTRIBUTION



NET EXPOSURE MONTHLY COMPARISON



TOP 5 MARKETS BY GROSS CONTRIBUTION[^]

Canadian Bonds	0.38%
FTSE 100	0.36%
Europe-Con Durable & App	0.25%
Europe-Materials	0.15%
South African Rand/US Dollar	0.13%

BOTTOM 5 MARKETS BY GROSS CONTRIBUTION[^]

Italian Bonds - 10yr	-0.57%
Canadian Dollar/US Dollar	-0.33%
Canadian Bankers Acceptance	-0.25%
Swiss Franc/US Dollar	-0.22%
Euro-BUND	-0.22%

EXPOSURE BY SECTOR

	Short	Long	Net
Bonds and Rates	-66.84%	109.77%	42.93%
Currencies	-53.12%	53.12%	N/A
Stocks	-105.19%	137.71%	32.52%

SOVEREIGN BOND NET EXPOSURE

G10	8.50%
Non G10	1.82%

EQUITY SECTOR GROSS EXPOSURE

Sector Exposure	
Broad Market Indices	16.18%
Consumer Discretionary	4.45%
Consumer Staples	4.02%
Energy	-0.80%
Financials	1.69%
Health Care	-3.36%
Industrials	8.96%
Information Technology	-0.18%
Materials	4.10%
Real Estate	0.68%
Telecommunication Services	-0.95%
Utilities	-2.28%

TOP 5 FX EXPOSURES

Currency	
USD	-23.32%
JPY	-11.49%
PLN	11.28%
CHF	-9.73%
AUD	9.59%

HISTORICAL PERFORMANCE

	Jan	Feb	Mar	Apr	May	Jun	Jul	Aug	Sep	Oct	Nov	Dec	YTD
2014	-	-	-	-	-	-	-	-	-	-	2.02%	0.00%	2.02%
2015	0.77%	1.89%	0.20%	-0.47%	1.45%	-2.54%	2.22%	-2.08%	1.51%	-2.74%	1.61%	-3.10%	-1.50%
2016	0.76%	-0.60%	1.24%	-3.22%	0.24%	-0.34%	1.40%	-0.38%	-0.76%	-0.43%	-0.13%	3.47%	1.11%
2017	-0.34%	1.50%	-0.08%	0.27%	2.18%	-1.46%	1.60%	0.47%	-0.94%	3.06%	-1.15%	-1.84%	3.19%

NAV TABLE

Class	NAV	2015	2016	2017	ISIN	Minimum Initial	Minimum Additional	Entry Charge†	Redemption Fee (Up to)	OCF	Performance Fee
DN USD	104.85	-1.50%	1.11%	3.19%	IE00BRJT7S37	1,000	500	5.00%	N/A	2.21%	20.00%
DN H EUR	101.79	-	-	1.17%	IE00BRJT7T44	1,000	500	5.00%	N/A	2.21%	20.00%
DN H GBP	98.81	-	0.84%	2.37%	IE00BRJT7X89	1,000	500	5.00%	N/A	2.21%	20.00%
DN H SEK	102.63	-	-	1.27%	IE00BRJT8025	5,000	2,000	5.00%	N/A	2.21%	20.00%
IN H CHF	95.84	-	-	-	IE00BRJT8579	100,000	1,000	5.00%	N/A	1.46%	20.00%
IN H EUR	99.50	-	0.63%	2.24%	IE00BRJT8462	100,000	1,000	5.00%	N/A	1.46%	20.00%
IN H GBP	103.47	-	-	2.51%	IE00BRJT8793	100,000	1,000	5.00%	N/A	1.46%	20.00%
IN H SEK	99.58	-	0.20%	1.72%	IE00BRJT8B35	500,000	5,000	5.00%	N/A	1.46%	20.00%
IN USD	106.98	-	-	-	IE00BRJT8355	100,000	1,000	5.00%	N/A	1.46%	20.00%

Model calculation (net): an investor wishes to purchase shares for Euro 1,000. With a maximum issue surcharge of 5.00%, he has to spend a one-off amount of Euro 50.00 when making the purchase. In addition, there may be custodian costs that reduce performance. The custodian costs are decided by your bank's price list and service charges.

†Entry Charge is up to the rate indicated.

^The organisations and/or financial instruments mentioned are for reference purposes only. The content of this material should not be construed as a recommendation for their purchase or sale.

GLOSSARY

Annualised Return	An annualised total return is an average amount of money earned by an investment each year over a given time period. It is calculated to show what an investor would earn over a period of time if the annual return was compounded.
Annualised Volatility	Volatility is the rate and extent at which the price of a portfolio, security or index, moves up and down. If the price swings up and down with large movements, it has high volatility. If the price moves more slowly and to a lesser extent, it has lower volatility. It is used as a measure of the riskiness of an investment. Annualised volatility is an average annual amount of volatility over a given time period.
Entry Charge	The entry charge shown is a maximum figure and in some cases you might pay less. Please refer to your financial advisor or the distributor for the actual charges.
Exposure	This refers to the part of a portfolio that is subject to the price movements of a specific security, sector, market or economic variable. It is typically expressed as a percentage of the total portfolio, e.g. the portfolio has 10% exposure to the mining sector.
Introducing Broker Fee	The fee is payable to Man Investments AG which has been appointed as the Introducing Broker and is responsible for recommending appropriate Brokers to the Fund as well as actively managing these relationships, ensuring appropriate service levels as well as an adequate diversification of Brokers. For full details of fees and expenses which may be incurred by the Fund, including fees payable to members of Man Group, refer to the Fees and Expenses section of the Prospectus or any relevant Prospectus Supplement.
Leverage	Leverage is calculated using the sum of gross exposure, shown as a percentage of the fund's capital, from each sector traded by the relevant programme and therefore does not include leverage from FX hedging or borrowing.
Long/Short Sector Exposure	Denotes that the Fund is currently positioned to profit from a rise/fall in the underlying sector.
NAV	The Net Asset Value (NAV) represents the value per share. It is calculated by dividing the total net asset value of the fund (the value of the fund's assets less its liabilities) by the number of shares outstanding.
Net and gross exposure	The amount of a portfolio's exposure to the market. Net exposure is calculated by subtracting the amount of the portfolio with short market exposure from the amount of the portfolio that is long. For example, if a portfolio is 100% long and 20% short, its net exposure is 80%. Gross exposure is calculated by combining the absolute value of both long and short positions. For example, if a portfolio is 100% long and 20% short, its gross exposure is 120%.
Ongoing Charge Figure (OCF)	The OCF is based on expenses and may vary from year to year. It includes management fees but excludes performance fees (where applicable) and portfolio transaction costs, except in the case of an entry/exit charge paid by the Fund when buying or selling units in another sub-fund. The charges you pay are used to pay the costs of running the Fund, including the costs of marketing and distributing it. These charges reduce the potential growth of your investment.
Performance Contribution	The extent to which asset classes have contributed, either positively or negatively, to the fund's performance.
Performance Fee	The payment made to an Investment Manager if certain performance levels are achieved (often over and above any levels set out in the investment objective) within a set time period. Please refer to the fund's prospectus for a complete description.
Redemption Fee	This is the maximum that might be taken out of your money before the proceeds of your investment are paid out.
Sharpe Ratio	The Sharpe Ratio is a measure for calculating risk-adjusted return, and has become the industry standard for such calculations. The Sharpe Ratio is the average return earned in excess of the risk-free rate per unit of volatility or total risk. The higher the ratio the better, with a number greater than 1 usually considered good, a number greater than 2 considered very good and a ratio of 3 or higher considered excellent. As it is an absolute measure of risk-adjusted return, negative Sharpe Ratios can be misleading and are therefore shown as N/A.
Synthetic Risk & Reward Indicator (SRRI)	Featured on the Key Investor Information Document (KIID), the SRRI is a measure of the overall risk and reward profile of a fund. Funds are categorised on a scale from 1 to 7 where 1 is the lowest risk and 7 is the highest. Typically, the SRRI is derived from the volatility of past returns over a 5-year period. Investors should be aware the indicator is based on historical data and may not be a reliable indication of the future risk profile of the Fund. The lowest category does not mean risk free.
Total Expense Ratio (TER)	The TER is the ratio of the fund's total operating costs to its average net assets over the previous accounting year, expressed as a percentage. In this case, the costs exclude performance fees and transactions costs and include, but are not limited to, management fees and fund expenses such as the admin fees, custodian fees, legal fees etc. The measure is an indication of the effect that these costs have on your investment portfolio.
YTD	Year-to-date.

RISK GLOSSARY

Market Risk - The Fund is subject to normal market fluctuations and the risks associated with investing in international securities markets. Therefore, the value of your investment and the income from it may rise as well as fall and you may not get back the amount originally invested.

Counterparty Risk - The Fund will be exposed to credit risk on counterparties with which it trades in relation to on-exchange traded instruments such as futures and options and where applicable, 'over-the-counter' ("OTC", "non-exchange") transactions. OTC instruments may also be less liquid and are not afforded the same protections that may apply to participants trading instruments on an organised exchange.

Currency Risk - The value of investments designated in another currency may rise and fall due to exchange rate fluctuations. Adverse movements in currency exchange rates may result in a decrease in return and a loss of capital. It may not be possible or practicable to successfully hedge against the currency risk exposure in all circumstances.

Liquidity Risk - The Fund may make investments or hold trading positions in markets that are volatile and which may become illiquid. Timely and cost efficient sale of trading positions can be impaired by decreased trading volume and/or increased price volatility.

Financial Derivatives Instruments - The Fund will invest financial derivative instruments ("FDI") (instruments whose prices are dependent on one or more underlying asset) to achieve its investment objective. The use of FDI involves additional risks such as high sensitivity to price movements of the asset on which it is based. The extensive use of FDI may significantly multiply the gains or losses.

Leverage Risk - The Fund's use of FDI may result in increased leverage which may lead to significant losses.

Emerging Markets - The Fund may invest a significant proportion of its assets in securities with exposure to emerging markets which involve additional risks relating to matters such as the illiquidity of securities and the potentially volatile nature of markets not typically associated with investing in other more established economies or markets.

Non-Investment Grade Securities - The Fund may invest a significant proportion of its assets in non-investment grade securities (such as "high yield" securities) are considered higher risk investments that may cause income and principal losses for the Fund. They are instruments which credit agencies have given a rating which indicates a higher risk of default. The market values for high yield bonds and other instruments tend to be volatile and they are less liquid than investment grade securities.

Model and Data Risk - The Fund's Investment Manager relies on internally derived qualitative and quantitative trading models and algorithms. These quantitative trading models and algorithms may rely on data that is internally derived or provided by a third party. If a model or algorithm or the data consumed by these models or algorithms prove to be incorrect or incomplete, the Fund may be exposed to potential losses. The calculations and output of a models or algorithm can be impacted by unforeseen market disruptions and/or government or regulatory intervention, leading to potential losses.

A complete description of risks is set out in the fund's prospectus.

Important information

The Fund is a sub-fund of Man Funds VI plc, domiciled in Ireland and registered with the Central Bank Of Ireland. Full details of the Fund objectives, investment policy and risks are located in the Prospectus which is available with the Key Investor Information Document in English and in an official language of the jurisdictions in which the Fund is registered for public sale, together with the Report and Accounts of the UCITS. The Fund's documentation are available free of charge from the local information/paying agent, from authorised distributors and from www.man.com.

In order to fulfil the fund's objectives the Prospectus allows the manager the ability to invest principally in units of other collective investment schemes, bank deposits, derivatives contracts designed with the aim of gaining short term exposure to an underlying stock or index at a lower cost than owning the asset, or assets aiming to replicate a stock or debt securities index.

The Fund currently has or intends to have more than 35% of its total holdings in bonds issued by or guaranteed by:

EU and OECD Governments

European Investment Bank

International Financing Corp

World Bank

The value of an investment and any income derived from it can go down as well as up and investors may not get back their original amount invested. Alternative investments can involve significant additional risks.

This material is for information purposes only and does not constitute an offer or invitation to invest in any product for which any Man Group plc affiliate provides investment advisory or any other services. Prior to making any investment decisions, investors should read and consider the fund's offering documents.

Opinions expressed are those of the author as of the date of their publication, and are subject to change.

Some statements contained in these materials concerning goals, strategies, outlook or other non-historical matters may be "forward-looking statements" and are based on current indicators and expectations at the date of their publication. We undertake no obligation to update or revise them. Forward-looking statements are subject to risks and uncertainties that may cause actual results to differ materially from those implied in the statements.

Distribution of this material and the offer of shares may be restricted and the minimum subscription amount may be higher in certain jurisdictions. The product(s) mentioned within this material (i) may not be registered for distribution in your jurisdiction, and (ii) may only be available to professional or otherwise qualified investors or entities. It is important that distributors and/or potential investors are able to ensure compliance with local regulations prior to making a subscription. Please refer to the offering documentation for additional information.

Unless stated otherwise the source of all information is Man Group plc and its affiliates as of the date on the first page of this material.

This material was prepared by AHL Partners LLP ("Investment Manager") (company number OC380907) which is registered in England and Wales at Riverbank House, 2 Swan Lane, London, EC4R 3AD. Authorised and regulated in the UK by the Financial Conduct Authority. This material is distributed pursuant to global distribution and advisory agreements by subsidiaries of Man Group plc ("Marketing Entities"). Specifically, in the following jurisdictions:

Australia: To the extent this material is distributed in Australia it is communicated by Man Investments Australia Limited ABN 47 002 747 480 AFSL 240581, which is regulated by the Australian Securities & Investments Commission (ASIC). This information has been prepared without taking into account anyone's objectives, financial situation or needs.

European Economic Area: Unless indicated otherwise this material is communicated in the European Economic Area by Man Solutions Limited which is an investment company as defined in section 833 of the Companies Act 2006 and is authorised and regulated by the UK Financial Conduct Authority (the "FCA"). Man Solutions Limited is registered in England and Wales under number 3385362 and has its registered office at Riverbank House, 2 Swan Lane, London, EC4R 3AD. As an entity which is regulated by the FCA, Man Solutions Limited is subject to regulatory requirements, which can be found at <http://register.fca.org.uk>.

Germany: To the extent this material is used in Germany, the communicating entity is Man (Europe) AG, which is authorised and regulated by the Liechtenstein Financial Market Authority (FMA). Man (Europe) AG is registered in the Principality of Liechtenstein no. FL-0002.420.371-2. Man (Europe) AG is an associated participant in the investor compensation scheme, which is operated by the Deposit Guarantee and Investor Compensation Foundation PCC (FL-0002.039.614-1) and corresponds with EU law. Further information is available on the Foundation's website under www.eas-liechtenstein.li. A number of the Fund's share classes are registered for distribution to professional and non-professional investors in Germany. The Fund's documentation can be obtained in German free of charge from the paying agent in Germany, BHF-BANK Aktiengesellschaft, Bockenheimer Landstrasse 10, 60323 Frankfurt am Main. This material is of a promotional nature.

Hong Kong: To the extent this material is distributed in Hong Kong, this material is communicated by Man Investments (Hong Kong) Limited and has not been reviewed by the Securities and Futures Commission in Hong Kong. This material can only be communicated to intermediaries, and professional clients who are within one of the professional investors exemptions contained in the Securities and Futures Ordinance and must not be relied upon by any other person(s).

Liechtenstein: To the extent the material is used in Liechtenstein, the communicating entity is Man (Europe) AG, which is regulated by the Financial Market Authority Liechtenstein (FMA). Man (Europe) AG is registered in the Principality of Liechtenstein no. FL-0002.420.371-2. Man (Europe) AG is an associated participant in the investor compensation scheme, which is operated by the Deposit Guarantee and Investor Compensation Foundation PCC (FL-0002.039.614-1) and corresponds with EU law. Further information is available on the Foundation's website under www.eas-liechtenstein.li. A number of the Fund's share classes are registered for distribution to professional and non-professional investors in Liechtenstein. The Fund's documentation can be obtained in German free of charge from the paying agent in Liechtenstein, LGT Bank AG, Herrengasse 12, FL-9460 Vaduz.

Spain: Full prospectuses and simplified prospectuses, statutes and annual and semi-annual accounts of the investment products are available free of charge at the offices of the Spanish distributors authorised in Spain. A list of the Spanish distributors authorised and their contact details can be obtained on the Comisión Nacional del Mercado de Valores ("CNMV") website: www.cnmv.es. Man Funds VI plc: The sub-funds mentioned herein are authorised to be marketed to the public in Spain and belong to the Man Funds VI plc that is registered in the Comisión Nacional del Mercado de Valores (hereinafter the "CNMV") with the number 882.

Switzerland: To the extent the material is distributed in Switzerland the communicating entity is Man Investments AG, which is regulated by the Swiss Financial Market Supervisory Authority. A number of share classes in the Ireland domiciled Fund have been registered for distribution with the Swiss Financial Markets Supervisory Authority. The Swiss representative is Man Investments AG, Huobstrasse 3, 8808 Pfäffikon SZ. The Swiss paying agent is Credit Suisse AG, Paradeplatz 8, 8001 Zürich. The Prospectus, the Key Investor Information Document (the "KIID"), the Memorandum and Articles of Association as well as the annual and semi-annual reports can be obtained free of charge from the Swiss representative. In respect of the units distributed in and from Switzerland, the place of jurisdiction is Pfäffikon SZ, Switzerland. Please take note that you are only permitted to distribute this material onwards if you are licensed as distributor (or exempt according to art. 8 Collective Investment Schemes Ordinance) and have entered into a written distribution agreement with Man Investments AG.

This material is not suitable for US persons.

This material is proprietary information and may not be reproduced or otherwise disseminated in whole or in part without prior written consent. Any data services and information available from public sources used in the creation of this material are believed to be reliable. However accuracy is not warranted or guaranteed. © Man 2017

SHAREHOLDER SERVICES

Name	BNY Mellon Fund Services (Ireland) Designated Activity Company
Address	Riverside Two, Sir John Rogerson's Quay, Grand Canal Dock, Dublin 2 Ireland
Telephone	+353 1 790 3554
Fax	+353 1 790 4007
Email	man.shareholderservicing@bnymellon.com

Investment Manager	AHL Partners LLP
Custodian	BNY Mellon Trust Company (Ireland) Limited
Administrator	BNY Mellon Fund Services (Ireland) Designated Activity Company
Management Company	Man Asset Management (Ireland) Limited