



DIVAS ASSET MANAGEMENT AG

DIVAS Eurozone Value - Factsheet

ESG Article 8 Fund | October 25

ABOUT

DIVAS Eurozone Value is an open-end investment fund incorporated in Luxembourg. The Fund's objective is to maximize capital return. It is a concentrated actively managed equity product, investing through a disciplined, purely valuation-based, bottom-up investment process, incorporating ESG criteria. It normally invests into 25 Eurozone stocks with an initial new position weight of 3.5%. It typically displays an active share of some 85%.

INVESTMENT MANAGER

Investment Manager	DIVAS Asset Management AG
Address	Maneggstrasse 33, 8041 Zürich / CH
Email	info@divas-am.com
Telefon	+41 44 370 31 32

TIME PERIOD PERFORMANCE

	Fund	BM
QTD	1.28%	2.39%
YTD	26.95%	20.58%
Last 12 months	27.22%	22.28%
Last 36 months	76.40%	63.81%
Last 60 months	214.19%	100.12%
Since Inception	123.61%	84.05%

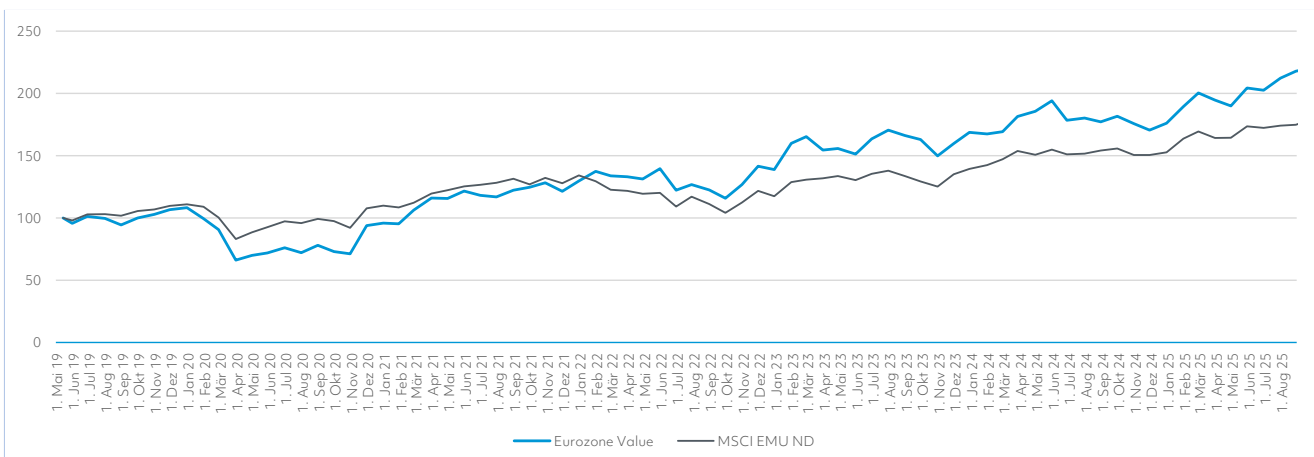
FUND FACTS

Investment Manager	DIVAS Asset Management AG		
Fund Manager	Hansueli Jost, Patrick Wirth, Leonardo De Fezza		
Legal Structure	UCITS Fund		
Domicile	Luxembourg		
Liquidity	daily		
Minimum Initial Subscription	No minimum		
Minimum Subsequent Subscription	No minimum		
Management Fee	1.50%		
Relative Performance Fee	10% of excess return on MSCI EMU		
TER	1.76%		
Custodian Bank	UBS Europe SE Luxembourg Branch		
Management Company	MultiConcept Fund Management S.A.		
Benchmark	MSCI EMU ND		
Inception Date of the Fund	14.05.2019		
Total Fund Assets EURm	451		
Base Currency	EUR		
Share Class	R acc.		
ISIN	LU1975717056		
Bloomberg Ticker	WFIVDER LX		
Portfolio Fundamentals	av. P/E	av. P/B	av. Dividend Yield
	10	1.4	3.70%

STATISTICS

	Fund	BM
Annualized Rate of Return	13.24%	9.89%
Annualized Standard Deviation	24.77%	16.53%
Annualized Downside Deviation	15.15%	10.51%
Sharpe	0.49	0.53
Sortino	0.80	0.83
Skewness	0.17	-0.27
Kurtosis	5.63	2.79
Maximum Drawdown	-50.06%	-38.06%
Modified VaR (95%, 1m)	-9.23%	-7.01%
Best Month	31.97%	17.10%
Worst Month	-26.99%	-17.21%
Beta	1.32	NA
Correlation	88.19%	NA
Tracking Error (%)	12.83%	NA
Information Ratio	0.26	NA

STRATEGY PERFORMANCE (NET OF FEES)



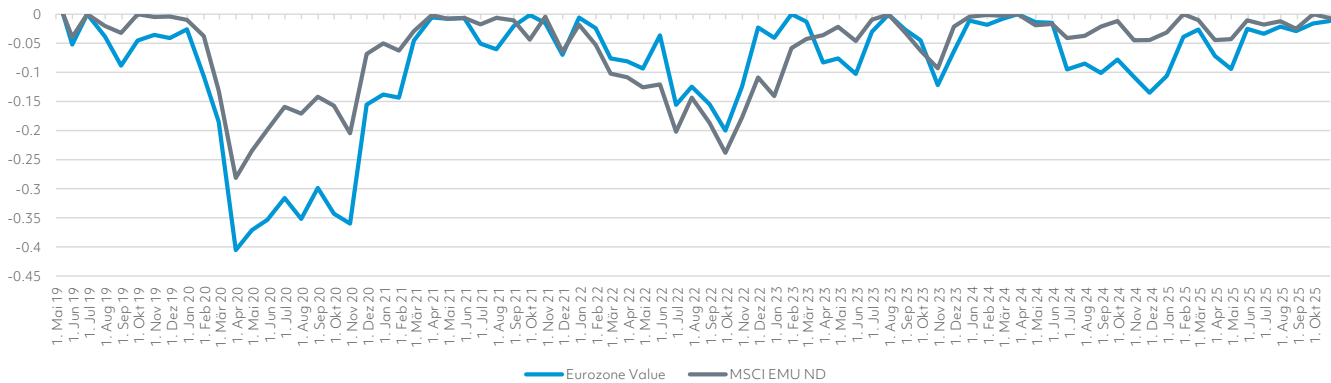
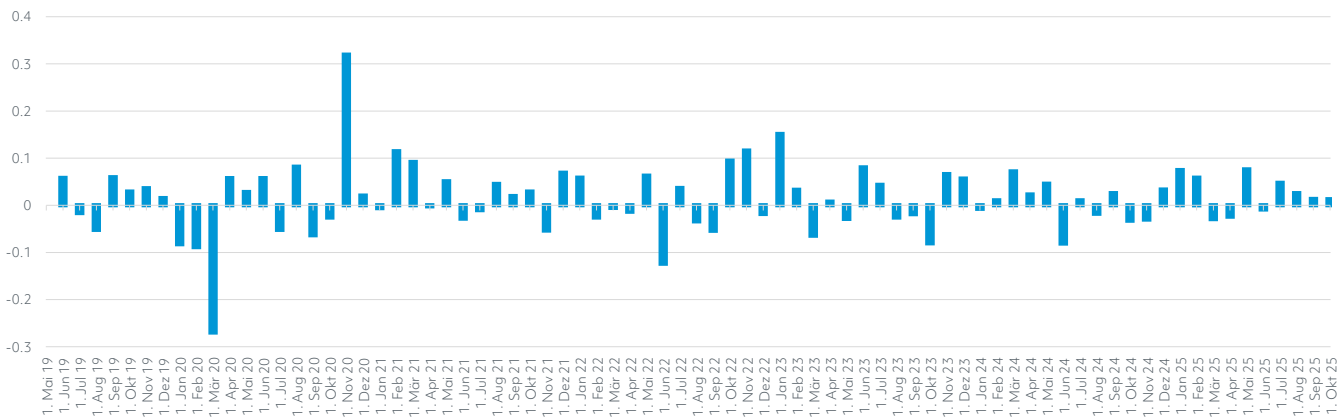
Past performance is not an indicator of future performance and current or future trend. Source: Bloomberg



DIVAS ASSET MANAGEMENT AG

DIVAS Eurozone Value - Factsheet

MONTHLY STRATEGY PERFORMANCE (NET OF FEES)



	Jan	Feb	Mar	Apr	May	Jun	Jul	Aug	Sep	Oct	Nov	Dec	Fund	BM
2019	NA	NA	NA	NA	-4.33%	5.81%	-1.64%	-5.21%	5.97%	2.92%	3.63%	1.55%	8.32%	10.94%
2020	-8.24%	-8.86%	-26.99%	5.78%	2.82%	5.77%	-5.23%	8.20%	-6.33%	-2.59%	31.97%	2.05%	-11.51%	-1.00%
2021	-0.61%	11.47%	9.20%	-0.23%	5.10%	-2.85%	-1.03%	4.52%	1.97%	2.91%	-5.36%	6.89%	35.36%	22.14%
2022	5.84%	-2.59%	-0.54%	-1.35%	6.30%	-12.39%	3.68%	-3.42%	-5.39%	9.46%	11.61%	-1.83%	7.05%	-12.49%
2023	15.14%	3.31%	-6.44%	0.76%	-2.88%	8.05%	4.34%	-2.58%	-1.91%	-8.06%	6.61%	5.66%	21.51%	18.80%
2024	-0.75%	1.06%	7.21%	2.31%	4.58%	-8.13%	1.08%	-1.77%	2.58%	-3.26%	-3.01%	3.32%	4.37%	9.45%
2025	7.49%	5.86%	-2.93%	-2.40%	7.63%	-0.87%	4.78%	2.60%	1.37%	1.28%			26.95%	20.58%



DIVAS ASSET MANAGEMENT AG

DIVAS Eurozone Value - Factsheet

Currency Risk – Non-Base Currency Share Class: Non-based currency share classes may or may not be hedged to the base currency of the Fund. Changes in exchange rates will have an impact on the value of shares in the Fund which are not denominated in the base currency. Where hedging strategies are employed, they may not be fully effective.

Equity: Investments in equities may be subject to significant fluctuations in value.

Capital at risk: All financial investments involve an element of risk. Therefore, the value of the investment and the income thereof will vary and the initial investment amount cannot be guaranteed.

Important legal Information

This material is communicated by DIVAS Asset Management AG. This material is only to be communicated to institutional investors, investment professionals or market counterparties (e.g. banks). It has been solely prepared for informational and marketing purposes and does not constitute or form part of, and should not be construed as, an offer, invitation or inducement to purchase or subscribe for any securities or services. No part of this material, nor the fact of its distribution, should form the basis of, or be relied on in connection with, any contract or commitment of investment decision whatsoever. The information contained herein is preliminary, limited in nature and subject to completion and amendment. No representations or warranty, either express or implied, is given or made by any person in relation to the fairness, accuracy, completeness or reliability of the information or any opinions contained herein and no reliance whatsoever should be placed on such information or opinions.

There is no guarantee of trading performance and past performance is not necessarily a guide to future results. In particular the results and graphs above may contain hypothetical performance results. Hypothetical performance results are based on various assumptions and may have many inherent limitations, some of which are described below. No representation is being made that any account will or is likely to achieve profits or losses similar to those shown; in fact, there are frequently sharp differences between hypothetical performance results and the actual results subsequently achieved by any particular trading program. One of the limitations of hypothetical performance results is that they are generally prepared with the benefit of hindsight. In addition, hypothetical trading does not involve financial risk, and no hypothetical trading record can completely account for the impact of financial risk of actual trading. For example, the ability to withstand losses or to adhere to a particular trading program in spite of trading losses are material points which can also adversely affect actual trading results. There are numerous other factors related to the markets in general or to the implementation of any specific trading program which cannot be fully accounted for in the preparation of hypothetical performance results and all of which can adversely affect trading results. Hypothetical performance results are shown for illustrative purposes only and are not to be relied upon for making investment decisions. Clients must base their decisions on their own understanding of the strategy, the service or product and market views.

DIVAS Asset Management AG may act as a hedging advisor. Any hedging activities carry substantial risks. Hedging can involve short-selling of asset classes with unlimited downside risks in certain cases. Prospective clients hedging their portfolio might miss significant upside in the assets they hedge. Furthermore, there is always a bias between the assets being hedged, and the results of the hedging strategy (it is not possible to obtain a continuous hedge with a fix correlation of -1 over time). This bias typically increases in situation of market dislocations, as the assets being hedged are typically less liquid than the instruments used for the purpose of hedging these, and the losses of the assets being hedged become higher than the gains of the hedging strategy on the back of an increase in the liquidity premium.

This material is confidential and intended solely for the information of the person to whom it has been delivered and may not be distributed in any jurisdiction where such distribution would constitute a violation of applicable law or regulations. DIVAS Asset Management AG specifically prohibits the redistribution, reproduction or transmittal in whole or in part, to third parties.

If you are a US citizen or resident, or represent a trust which is subject to taxation under US Internal Revenue Service requirements, or represent a partnership or corporation organized under the laws of the United States of America or any state, territory or possession thereof ("US Persons") you are prohibited by law from buying investments other than those authorized for sale by the SEC. This document shall not be distributed to restricted Persons.

This material is prepared by DIVAS Asset Management AG, or an affiliate thereof, for informational purposes. No representation or warranty is made that any indicative performance or return indicated will be achieved in the future. This material has been prepared by DIVAS Asset Management AG, none of the management company, the registrar and transfer agent, the central administration or the custodian of the Fund has independently verified any information contained herein and no party makes any representation or warranty as to the accuracy, completeness, or reliability of such information.

For White Fleet IV - DIVAS Eurozone Value, a collective investment scheme under Luxembourg law, the prospectus, key investor information documents and the latest interim and annual reports can be obtained free of charge and on request from the fund representative in Switzerland and from DIVAS Asset Management AG, Maneggstrasseinvestor as well as the latest interim and annual reports are available free of charge and on request from the fund representative in Switzerland and from DIVAS Asset Management AG, Maneggstrasse 33, 8041 Zurich, free of charge and on request. The fund representative in Switzerland is UBS Fund Management (Switzerland) AG, Aeschenvorstadt 1, 4051 Basel. The paying agent of the fund in Switzerland is UBS Switzerland AG, Bahnhofstrasse 72, 8001 Zürich.

DIVAS Asset Management AG, 2025

Divas Asset Management UG (haftungsbeschränkt), represented by Mr. Hans Ulrich Jost ("Agent") is a tied agent within the meaning of Article 29 (3) of Directive 2014/65/ EU ("MiFID II") as implemented in the respective national jurisdictions, of ACOLIN Europe AG ("ACOLIN") and registered in the Tied Agent Registry of the German Federal Financial Supervisory Authority (BaFin). The Agent is entitled to engage exclusively in the reception and transmission of orders within the meaning of Annex I A (1) MiFID II in relation to one or more financial instruments. The Agent acts only on behalf and for the account of ACOLIN. The financial services performed by the Agent are exclusively in relation to the Evolt Dynamic Beta Fund and the DIVAS Eurozone Value Fund, sub-funds to the White Fleet IV Fund.

The information contained therein is intended only for informational purposes and does not constitute an offer for the purchase or sale of financial instruments. All information is provided without guarantee and is subject to change. The information contained herein does further not constitute Investment, legal, tax or any other form of advice. No investment decision should be made without obtaining qualified financial advice. This email is intended exclusively for professional clients within the meaning of Annex II MiFID II.

The information provided in this email may not be copied or forwarded without the express consent of ACOLIN. The information may not be made available to US citizens or persons residing in the USA.

This email may contain confidential and/or legally privileged information. If you are not the correct addressee, or you have received this email in error, please inform the sender immediately and delete this email.

DIVAS Asset Management UG, 2025