

Nordea 2 - BetaPlus Edge Global Sustainable Equity Fund (BP-USD)

Any investment decision in the sub-funds should be made on the basis of the current prospectus and the Key Information Document (KID) or Key Investor Information Document (KIID) for UK investors. Advertising Material

Investment objective

The fund uses a proprietary, quantitative investment process, aiming to provide investment growth in the long term with a low tracking error, no regional bets and limited sector active risk. Based on a systematic return forecast method which relies on risk premia or factors, the focus is on companies with validated Paris-aligned greenhouse gas emission reduction targets, and that appear to offer superior growth prospects and investment characteristics. The fund uses an integrated SRI (socially responsible investment) setup to achieve a high ESG (Environmental, Social and Governance) investment profile and low carbon footprint. Actively managed. Benchmark used for performance comparison only. Risk characteristics of the fund's portfolio will bear resemblance to those of the benchmark.

Risk Profile



Discrete year performance / Historical performance

Due to local regulatory restrictions, we are not allowed to show performance on share classes less than 1 year old.

SFDR classification*: Article 9

The fund has sustainable investment as its objective.

*Product categorised based on the Sustainable Finance Disclosure Regulation (SFDR)

Fund details

Manager	Multi Assets Team
AUM (Million USD)	815.75
N° of holdings	173
Launch date	04/02/2025
Structure	SICAV
Fund Domicile	Luxembourg

Benchmark* MSCI World Index (Net Return)

*Source: Datastream

Cumulative / Annualised performance (in %)

Due to local regulatory restrictions, we are not allowed to show performance on share classes less than 1 year old.

Share class details

Last NAV	120.77
Minimum investment	0 EUR
Distribution policy	Accumulating
AUM (Million USD)	0.00
Share class code	BP-USD
Launch date	04/02/2025
ISIN	LU2971674051
Sedol	BSS9ZW1
WKN	A41293
Bloomberg ticker	ND2GEBP LX
Swing factor / threshold	Yes / Yes
Annual management fee	0.70%
Ongoing charges (2025)	0.79%

The fund may incur other fees and expenses, please refer to the Prospectus and KID.

Monthly performance (in %)

Due to local regulatory restrictions, we are not allowed to show performance on share classes less than 1 year old.

Performances are in USD

The performance represented is historical; past performance is not a reliable indicator of future results and investors may not recover the full amount invested. The value of your investment can go up and down, and you could lose some or all of your invested money.

Key figures

	Fund	Benchmark
Volatility in % *		
Correlation *		
Information ratio **		
Tracking error in % **		
Sharpe Ratio *		
Alpha in % *		
Beta *		

* Annualized 3 year data

** Annualized 3 year data. For methodology, please refer to the page glossary

Material changes

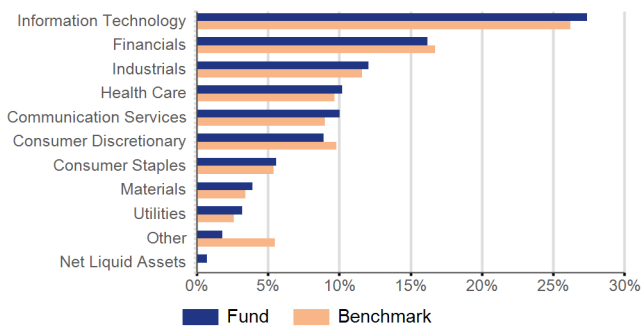
With effect as of 05/05/2025 the sub-fund is renamed from Nordea 2 - Global Edge Sustainable Equity Fund to Nordea 2 - BetaPlus Edge Global Sustainable Equity Fund.

Top 10 holdings

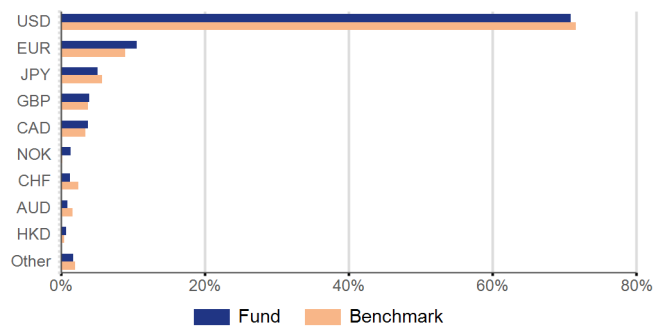
Security Name	Weight (in %)	Sector	Country	Instrument Type
NVIDIA	6.57	Information Technology	United States	Equity
Microsoft	4.22	Information Technology	United States	Equity
Alphabet	4.11	Communication Services	United States	Equity
Apple	3.67	Information Technology	United States	Equity
Broadcom	2.30	Information Technology	United States	Equity
Lam Research	1.99	Information Technology	United States	Equity
Alphabet	1.72	Communication Services	United States	Equity
Loblaw Cos	1.62	Consumer Staples	Canada	Equity
Mastercard	1.43	Financials	United States	Equity
Johnson & Johnson	1.38	Health Care	United States	Equity

Reference to companies or other investments mentioned should not be construed as a recommendation to the investor to buy or sell the same but is included for the purpose of illustration.

Sector breakdown (in %)



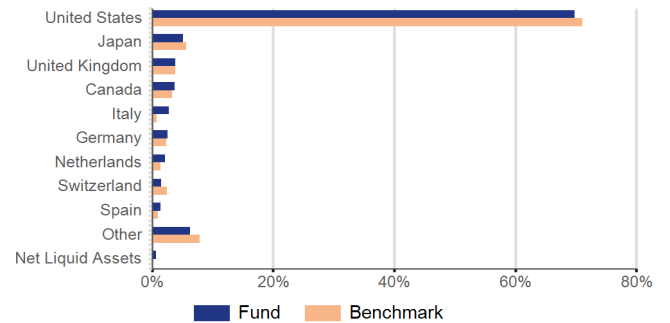
Currency exposure (post-hedge) (in %)



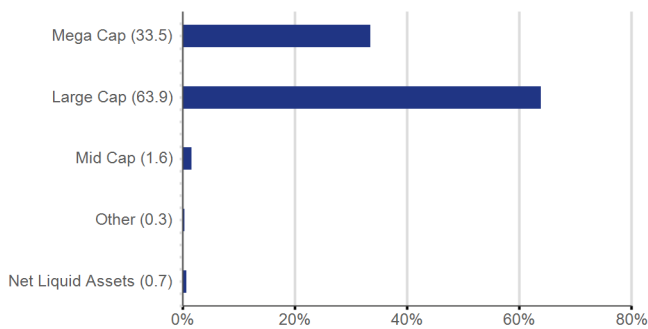
Asset allocation



Country breakdown (in %)



Market capitalisation breakdown (in %)



Mega Cap: > EUR 200 billion; **Large Cap:** EUR 10 billion – EUR 200 billion; **Mid Cap:** EUR 2 billion – EUR 10 billion; **Small Cap:** EUR 300 million – EUR 2 billion; **Micro Cap:** EUR 50 million – EUR 300 million; **Nano Cap:** < EUR 50 million

Top 5 contributors (monthly)

	Absolute Contribution (in %)
Lam Research	0.56
Alphabet	0.31
Applied Materials	0.29
Western Digital	0.21
Siemens Energy	0.18

Absolute contribution to gross performance expressed in USD

Reference to companies or other investments mentioned should not be construed as a recommendation to the investor to buy or sell the same but is included for the purpose of illustration.

Bottom 5 contributors (monthly)

	Absolute Contribution (in %)
Microsoft	-0.52
Apple	-0.18
ServiceNow	-0.16
Pandora	-0.14
HubSpot	-0.14

Equity characteristics

Dividend Yield	1.54
Price to Earning Ratio	18.49
Price to book Ratio	3.46
Earning Per Share (EUR)	7.88
Market Capitalisation (MEUR)	800,522.69

Physical instruments only

Risk data

Commitment	0.00
------------	------

A figure of zero is indicative of an economic exposure equal to 100%

Drawdown

Due to local regulatory restrictions, we are not allowed to show performance on share classes less than 1 year old.

Return distribution (Since inception)

Due to local regulatory restrictions, we are not allowed to show performance on share classes less than 1 year old.

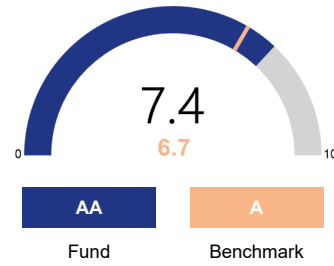
Source (unless otherwise stated): Nordea Investment Funds S.A. Period under consideration (unless otherwise stated): 31/12/2025 - 30/01/2026. Performance calculated NAV to NAV (net of fees and Luxembourg taxes) in the currency of the respective share class, gross income and dividends reinvested, excluding initial and exit charges as per 30/01/2026. Initial and exit charges could affect the value of the performance. **The performance represented is historical; past performance is not a reliable indicator of future results and investors may not recover the full amount invested. The value of your investment can go up and down, and you could lose some or all of your invested money.** If the currency of the respective share class differs from the currency of the country where the investor resides the represented performance might vary due to currency fluctuations.

ESG Investment Strategy Summary

The fund's sustainable investment objective is to contribute to the net-zero transition by investing in companies with Paris-aligned greenhouse gas emission reduction targets. The fund seeks to increase the proportion of investments in companies with Paris-aligned greenhouse gas emission reduction targets, consistent with achieving 100% of companies having a target by 2040, with an interim objective of 75% of companies having a target by 2030. In addition, the fund's carbon footprint, measured by the total greenhouse gas emissions scope 1 and 2 of the underlying investments, is at least 25% below the total carbon footprint of the reference benchmark. Further, the fund commits to investing at all times at least 85% in sustainable investments. ESG ratings are taken into consideration as part of the security selection. Exposure to companies involved in fossil fuel related activities is restricted through NAM's Paris aligned Fossil Fuel Policy. The strategy applies PAB exclusions and other sector and value-based exclusions and the fund does not invest in companies that are on Nordea's exclusion list. As part of the investment process, companies are screened to ensure that they follow good governance practices.

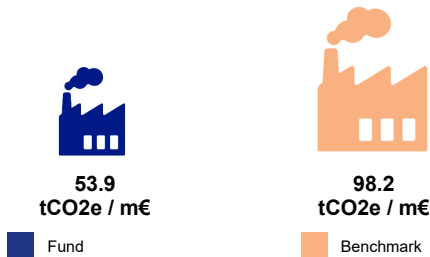
ESG Rating and Quality Score

Coverage Rate Fund: 100% Benchmark: 100%



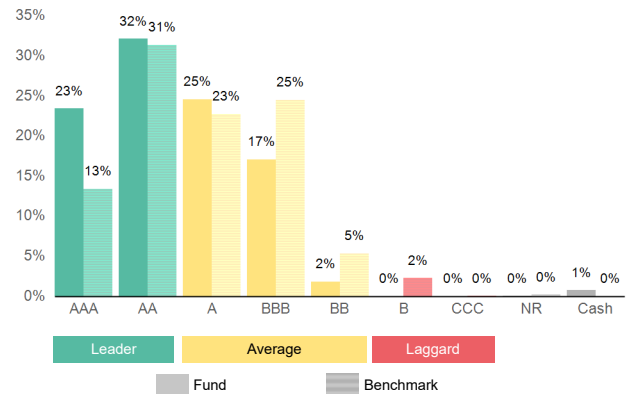
Benchmark: MSCI World Index (Net Return)
 The ESG Rating assesses the resilience of a fund's aggregate holdings to long term ESG risks. Highly rated funds consist of issuers with leading or improving management of key ESG risks. ©2026 MSCI ESG Research LLC. Reproduced by permission.

GHG intensity of investee companies



(In Tons of CO2 equivalent per million of euro of owned revenue). Source: Nordea Investment Funds S.A. as of 30/01/2026. The Weighted Average GHG Intensity of the portfolio, including Scope 1 and 2 emissions. Equivalent to Weighted average carbon intensity for corporate issuers. Eligible asset weight must be over 10% for data to be shown. Risk Free Rate is not being considered as part of the benchmark calculation.

ESG Rating Breakdown



Source: © 2026 MSCI ESG Research LLC. Reproduced by permission.

ESG legend

Scope 1 refers to direct GHG emissions, Scope 2 refers to indirect GHG emissions from the consumption of purchased electricity and Scope 3 refers to other indirect emissions that occur from sources not owned or controlled by the company.
 The metrics are used for illustrative purposes only and solely rely on MSCI ESG Research views © 2026 MSCI ESG Research LLC. Reproduced by permission. Although Nordea Investment Management AB's information providers, including without limitation, MSCI ESG Research LLC and its affiliates (the "ESG Parties"), obtain information from sources they consider reliable, none of the ESG Parties warrants or guarantees the originality, accuracy and/or completeness of any data herein. None of the ESG Parties makes any express or implied warranties of any kind, and the ESG Parties hereby expressly disclaim all warranties of merchantability and fitness for a particular purpose, with respect to any data herein. None of the ESG Parties shall have any liability for any errors or omissions in connection with any data herein. Further, without limiting any of the foregoing, in no event shall any of the ESG Parties have any liability for any direct, indirect, special, punitive, consequential or any other damages (including lost profits) even if notified of the possibility of such damages.
 For more information on sustainability-related aspects of the fund, please visit [nordea.lu/SustainabilityRelatedDisclosures](https://www.nordea.lu/SustainabilityRelatedDisclosures).
 The fund uses a benchmark which is not aligned with the sustainable objective of the fund.
 For more information on the ESG Rating Breakdown please visit <https://www.msci.com/data-and-analytics/sustainability-solutions/esg-fund-ratings>.

Risk & Reward Profile (RRP)

The risk indicator assumes you keep the product for 5 years. The summary risk indicator is a guide to the level of risk of this product compared to other products. It shows how likely it is that the product will lose money because of movements in the markets or because we are not able to pay you. We have classified this Fund as 4 out of 7, which is a medium risk class. This rates the potential losses from future performance at a medium level, and poor market conditions could impact the Fund's capacity to pay you. Be aware of currency risk. In some circumstances you will receive payments in a different currency, so the final return you will get depend on the exchange rate between the two currencies. This risk is not considered in the indicator shown above. For more information on risks the fund is exposed to, please refer to the section "Risk Descriptions" of the prospectus. Other risks materially relevant to the PRIIP not included in the summary risk indicator:

Derivatives risk: Small movements in the value of an underlying asset can create large changes in the value of a derivative, making derivatives highly volatile in general, and exposing the fund to potential losses significantly greater than the cost of the derivative.

This product does not include any protection from future market performance so you could lose some or all of your investment.

Glossary / Definition of Terms

Absolute contribution

Total contribution of a security or fund achieved over a specific period, it is not measured relative to a benchmark.

Alpha

The risk-adjusted excess return relative to the benchmark, resulting from portfolio active management. It reflects the portion of the excess return that is not explained by systemic risk.

Beta

A measurement of the volatility of returns relative to the overall market beta equal to one. A security with beta higher (lower) than one has greater (lower) risk relative to the broad market.

Commitment

Represented by the sum of notional, or the sum of the commitments of individual derivatives after netting and hedging.

Correlation

The degree to which two variables move together. The metric assumes values between -1 and 1. A positive (negative) correlation means that variables move in the same (opposite) direction(s). If there is no relationship between each other, the correlation will be close to zero.

Dividend Yield

Annual dividends per share divided by share price.

Forward Earning Per Share

Net earnings (12M forward) available to common shareholders divided by the weighted average number of common shares outstanding.

Forward Price to Earning Ratio

The ratio of share price to forecasted 12M earnings per share.

Fund VaR

The probability-based estimate of the minimum loss over a period of time (horizon), given a certain confidence level, presented as percentage of the assets under management of the fund.

Information ratio

A measure of risk-adjusted return that is defined as the excess annual return of the portfolio over its benchmark (active return) relative to the variability of that excess return (tracking error). It is used to assess the added value of the active management. The figures presented may differ from target values due to cut-off time discrepancies between the fund's Net Asset Value and its benchmark. This timing difference typically leads to a higher TE and, consequently, a lower IR, which may not accurately depict the risk profile of the fund's holdings.

Market Capitalisation

Total value of all company's outstanding shares at the current market price.

Maximum Drawdown

The largest loss measured from peak to trough until a new peak is attained. Note it only measures the size of the largest loss, without taking into consideration the frequency of large losses.

NAV

Net Asset Value, the total value of a fund's assets less its liabilities.

Ongoing charges

It is an estimate of the charges that excludes performance related fees and transaction costs including third party brokerage fees and bank charges on securities transactions.

Physical instruments

An item of economic, commercial or exchange value that has a material existence.

Price to book Ratio

A valuation ratio calculated as price per share divided by book value per share.

SFDR

Sustainable Finance Disclosure Regulation, a European legislation which applies to products manufactured in the EU.

Sharpe Ratio

A risk adjusted performance measure calculated as the portfolio's excess return relative to the risk-free rate divided by its volatility. The greater the ratio, the better its risk-adjusted performance has been.

Tracking error

The volatility of the difference between the returns of an investment and its benchmark. The lower the number, the closer the fund's historic performance has followed the benchmark performance. The figures presented may differ from target values due to cut-off time discrepancies between the fund's Net Asset Value and its benchmark. This timing difference typically leads to a higher TE and, consequently, a lower IR, which may not accurately depict the risk profile of the fund's holdings.

Volatility

A statistical measure of the fluctuations of a security's price. It can also be used to describe fluctuations in a particular market. High volatility is an indication of higher risk.

Disclaimer

Nordea Asset Management is the functional name of the asset management business conducted by the legal entities Nordea Investment Funds S.A., Nordea Investment Management AB, and Nordea Funds Ltd and their branches and subsidiaries. The funds mentioned are part of Nordea 2, SICAV, an open-ended Luxembourg-based investment company. The prospectus, the Key Information Document (KID) and the Key Investor Information Document (KIID) for UK investors, and the annual and semi-annual reports are available electronically in English and/or in the local language of the market where the mentioned SICAV is authorised for distribution, without charge upon request from the management company Nordea Investment Funds S.A., 562, rue de Neudorf, P.O. Box 782, L-2017 Luxembourg, from the local representatives or information agents, or from our distributors as well as on nordea.lu. This material is intended to provide the reader with information on Nordea Asset Management specific capabilities, general market activity or industry trends and is not intended to be relied upon as a forecast or research. This material, or any views or opinions expressed herein, does not amount to an investment advice nor does it constitute a recommendation to buy, sell or invest in any financial product, investment structure or instrument, to enter into or unwind any transaction or to participate in any particular trading strategy. Unless otherwise stated, all views expressed are those of Nordea Asset Management. Views and opinions reflect the current economic market conditions, and are subject to change. While the information herein is considered to be correct, no representation or warranty can be given on the ultimate accuracy or completeness of such information. Prospective investors or counterparties should discuss with their professional tax, legal, accounting and other adviser(s) with regards to the potential effect of any investment that they may enter into, including the possible risks and benefits of such investment, and independently evaluate the tax implications, suitability and appropriateness of such potential investments. Please note that all funds and share classes might not be available in your country of jurisdiction. All investments involve risks; losses may be made. For details on risks associated with these funds, please refer to the prospectus and the relevant KID or KIID. The investments promoted concern the acquisition of units or shares in a fund, not in any given underlying asset such as shares of a company, as these are only the underlying assets owned by the fund. For information on sustainability-related aspects of the funds, please visit nordea.lu/SustainabilityRelatedDisclosures. Published by Nordea Investment Funds S.A. Nordea Investment Management AB and Nordea Investment Funds S.A. are licensed and supervised by the Financial Supervisory Authority in Sweden and Luxembourg respectively. Nordea Funds Ltd is a management company incorporated in Finland and supervised by the Finnish Financial Supervisory Authority. A summary of investor rights is available in English through the following link: nordea.lu/documents/summary-of-investors-rights/SOIR_eng_INT.pdf. Nordea Investment Funds S.A. may decide to terminate the arrangements made for the marketing of its funds in any respective EU-country of distribution in accordance with Article 93a of Directive 2009/65/EC. This material may not be reproduced or circulated without prior permission. © Nordea Asset Management. Funds within the Nordea 2, SICAV are registered in **Luxembourg, Germany, Norway, Finland** and the below listed countries. **In Austria:** The Paying and Information Agent is Erste Bank der österreichischen Sparkassen AG, Am Belvedere 1, 1100 Vienna, Austria. **In Denmark:** The Representative Agent is Nordea Danmark, Filial af Nordea Bank Abp, Finland, Grønvej 10, Postbox 850, 0900 Copenhagen C, Denmark. **In France:** With the authorisation of the AMF the shares of the-funds of Nordea 2, SICAV may be distributed in France. Centralising Correspondent in France is CACEIS Bank, located at 89-91 rue Gabriel Peri, 92120 Montrouge, France. **In Germany:** Investments in equity and debt instruments issued by banks could bear the risk of being subject to the bail-in mechanism (meaning that equity and debt instruments could be written down in order to ensure that most unsecured creditors of an institution bear appropriate losses) as foreseen in EU Directive 2014/59/EU. **In Italy:** The updated list of distribution agents in Italy, grouped by homogenous category, is available from the distributors themselves or from the Paying Agents: Allfunds Bank S.A.U. – Succursale di Milano, Banca Sella Holding S.p.A, and on the website nordea.it. **In Spain:** Nordea 2, SICAV is duly registered in the CNMV official registry of foreign collective investment institutions (entry no. 1543) as authorised to be marketed to the public in Spain. Any investment must be made through the authorised distributors and on the basis of the information contained in the mandatory documentation that must be received from the SICAV's authorised distributor prior to any subscription. The Representative Agent is Allfunds Bank S.A.U., C/ de los Padres Dominicos, 7, 28050 Madrid, Spain. A complete list of the authorised distributors is available in the CNMV's webpage (cnmv.es). **In Portugal:** The Paying Agent in Portugal is BEST - Banco Electrónico de Serviço Total, S.A., duly incorporated under the laws of Portugal and registered with the CMVM as a financial intermediary. **In Sweden:** The Paying Agent is Nordea Bank Abp, Swedish Branch, Smålandsgatan 17, 105 71 Stockholm, Sweden. **In Switzerland:** For qualified investors only, as defined by Article 10 of the Federal Act on Collective Investment Schemes (CISA). The Representative and Paying Agent is BNP Paribas SA, Zurich branch, Selnaustrasse 16, 8002 Zurich, Switzerland. Published by Nordea Asset Management Schweiz GmbH, which is registered under the number CHE-218.498.072 and authorised in Switzerland by FINMA. **In the United Kingdom:** This Fund is recognized in the UK under the Overseas Fund Regime (OFR). Compensation will not be available under the UK Financial Services Compensation Scheme (FSCS) and UK investors will not be able to refer a complaint about this fund, its management company, or its depositary to the UK's Financial Ombudsman Service. This product is out of scope of the UK Sustainability Disclosure Requirements. The Facilities Agent is FE Fundinfo (UK) Limited., 3rd Floor, Hollywood House, Church Street East, Woking GU21 6HJ, United Kingdom. Published by Nordea Asset Management UK Limited, a private limited company incorporated in England and Wales with registered number 11297178; which is authorised and regulated by the Financial Conduct Authority. Registered office at 5 Aldermanbury Square, London, United Kingdom, EC2V 7AZ.